

Week: 12
Period: 37

Date of planning:/...../.....
Date of teaching:/...../.....

UNIT 5: NATURAL WONDERS OF THE WORLD

Lesson 5: Skill 1

I. Objectives:

By the end of this lesson, students can use read a brochure for tourist information and talk about and give travel advice.


II. Language Focus:

1. *Vocabulary*: the lexical items related to “things in nature” and “travel item”.
2. *Structures*: Superlatives if short adjectives.
Modal verb: *must*

III. Method: Communicative approach

IV. Teaching aids: Course book, CD player.

V. Procedures:

<i>Teacher's Activities</i>	<i>Ss' Activities</i>	<i>Content</i>	<i>Note</i>
<ul style="list-style-type: none"> - Ask Ss to compare the text in Communication and Skill 1. Encourage them to think of the purposes of the texts and where they might see them. 	<ul style="list-style-type: none"> - T-Whole class 	<p>* <u>Presentation:</u> <i>Introduction</i> (Ss' answers)</p>	
<ul style="list-style-type: none"> - Ask Ss to read the text quickly to answer the questions and check their ideas from the introduction. - Discuss the Study Skill with Ss. - Ask Ss to find the four words in the passage and underline them, then check their meaning. - Ask Ss to read the sentences then write True or False. Refer 	<ul style="list-style-type: none"> - Individual work - Individual work 	<p>* <u>Practice:</u>  Reading</p> <p>1. Before you read, look at the pictures below and make predictions about the text. Then read and check your ideas.</p> <ul style="list-style-type: none"> - Where is the passage from? - What is it about? - What do you know about the subjects? <p>2. Find these words in the passage in 1, then check their meaning.</p> <p>3. Read the following sentences. Then tick true or false.</p> <p>Key: 1. T 2. F 3. T 4. F 5. T</p>	

<p>them back to the text for the answers.</p> <p>- Ask Ss to read the passage again and answer the questions.</p> <p>- Discuss with Ss which things they find interesting about Ha Long Bay and Hue. Brainstorm ideas on the board.</p> <p>- Ask Ss to close the books. Ask Ss to tell their partner about the place.</p>	<p>- Individual work</p> <p>- Pair – work</p> <p>- Group -work</p>	<p>4. <i>Make your own English camp schedule.</i></p> <p>Key:</p> <ol style="list-style-type: none"> 1. Ha Long Bay is in Quang Ninh Province. 2. You must take a boat ride. 3. A visit to the Imperial City more important. 4. Because people travel there just for the food. <p>📖 Speaking</p> <p>5. <i>Make notes about one of the places in the brochure. Use the information in the text and your own ideas.</i></p> <p>6. <i>Tell your partner about the place.</i></p> <p><i>Ha Long Bay and Hue</i></p>	
<p>Show a picture of your town. Tell the class they are visiting it. Review interesting features of your town with Ss. Then ask Ss to suggest some advice.</p>	<p>- Pair -work</p>	<p>* Production:</p> <p>7. <i>Your friends are visiting your town. Think about what they must and mustn't do while they are here. Role-play the conversation in groups.</i></p> <p>Things they must do/bring: ...</p> <p>Things they mustn't do/bring: ...</p>	
		<p>*Homework:</p> <p>- Prepare the next lesson:</p> <p style="text-align: right;">(Skill 2)</p>	

Experiments:

.....

.....

.....

.....

.....

.....
.....

Week: 12
Period: 38

Date of planning:/...../.....
Date of teaching:/...../.....

UNIT 5: NATURAL WONDERS OF THE WORLD

Lesson 6: Skill 2

I. Objectives:

By the end of this lesson, students can listen to get the information about travel plans and write a travel guide entry about an interesting place.



II. Language Focus:

1. *Vocabulary*: the lexical items related to “things in nature” and “travel item”.
2. *Structures*: Superlatives if short adjectives.
Modal verb: *must*

III. Method: Communicative approach

IV. Teaching aids: Course book, CD player

V. Procedures:

<i>Teacher's Activities</i>	<i>Ss' Activities</i>	<i>Content</i>	<i>Note</i>
<ul style="list-style-type: none"> - Ask Ss to recall the 2 places in the brochure in skill 1. Ask Ss which one they think Nick's family will choose as their holiday destination. Ask Ss to explain their choose. - Play the recording for the answer. 	<ul style="list-style-type: none"> - T whole class 	<p>* <u>Presentation:</u>  Listening 1. Nick's family are in the travel agent's. they want to go on vacation. They are choosing a place from the brochure above. Which place do they choose?</p>	
<ul style="list-style-type: none"> - Read through the questions with Ss and support with any difficulties before they attempt to answer. Play the recording again. - Correct. 	<ul style="list-style-type: none"> - Individual work 	<p>* <u>Practice:</u> 2. Listen again and answer the following questions. Key: 1. Ha Long Bay, Hue, Mui Ne or Nha Trang. 2. Can we see a picture of the hotel in Mui Ne? 3. Mui Ne is cheaper but I think Ha Long Bay is more interesting. 4. Yes, he is.</p> <p> Writing</p>	