

Lesson 6

PARTS OF A TREE

LET'S LEARN

Look and match the parts of a tree.



crown

trunk

branches

bark

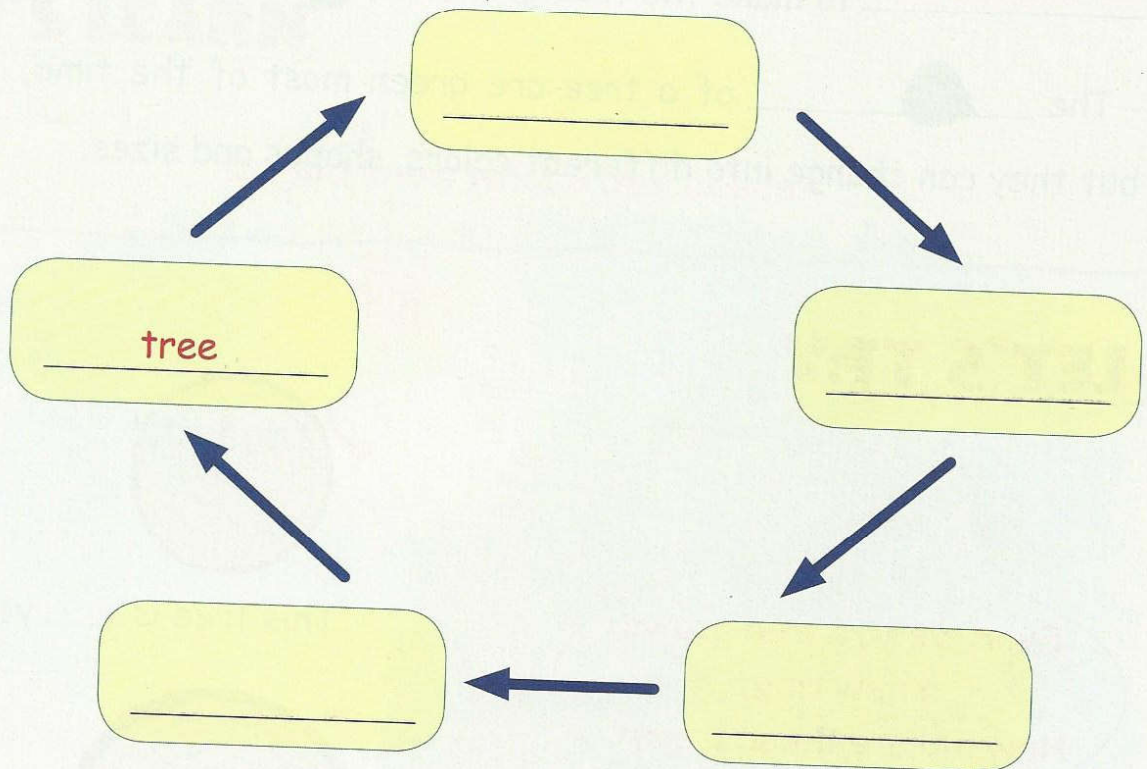
leaves

roots


LET'S PRACTICE

1. Life cycle of a tree.


What do you know about the life cycle of a tree? Look and write.



flowers



fruits



trees



small trees



seeds

2. Fill in the blank.

What do you know about leaves?

- The leaves take in sunlight and use water and food through the _____ to make the tree grow, and reproduce.
- The _____ of a tree are green most of the time, but they can change into different colors, shapes and sizes.



LET'S TRY


Every year, a tree grows
a new ring.
How old are these trees?




RING



This tree is ____ years old.



This tree is ____ years old.



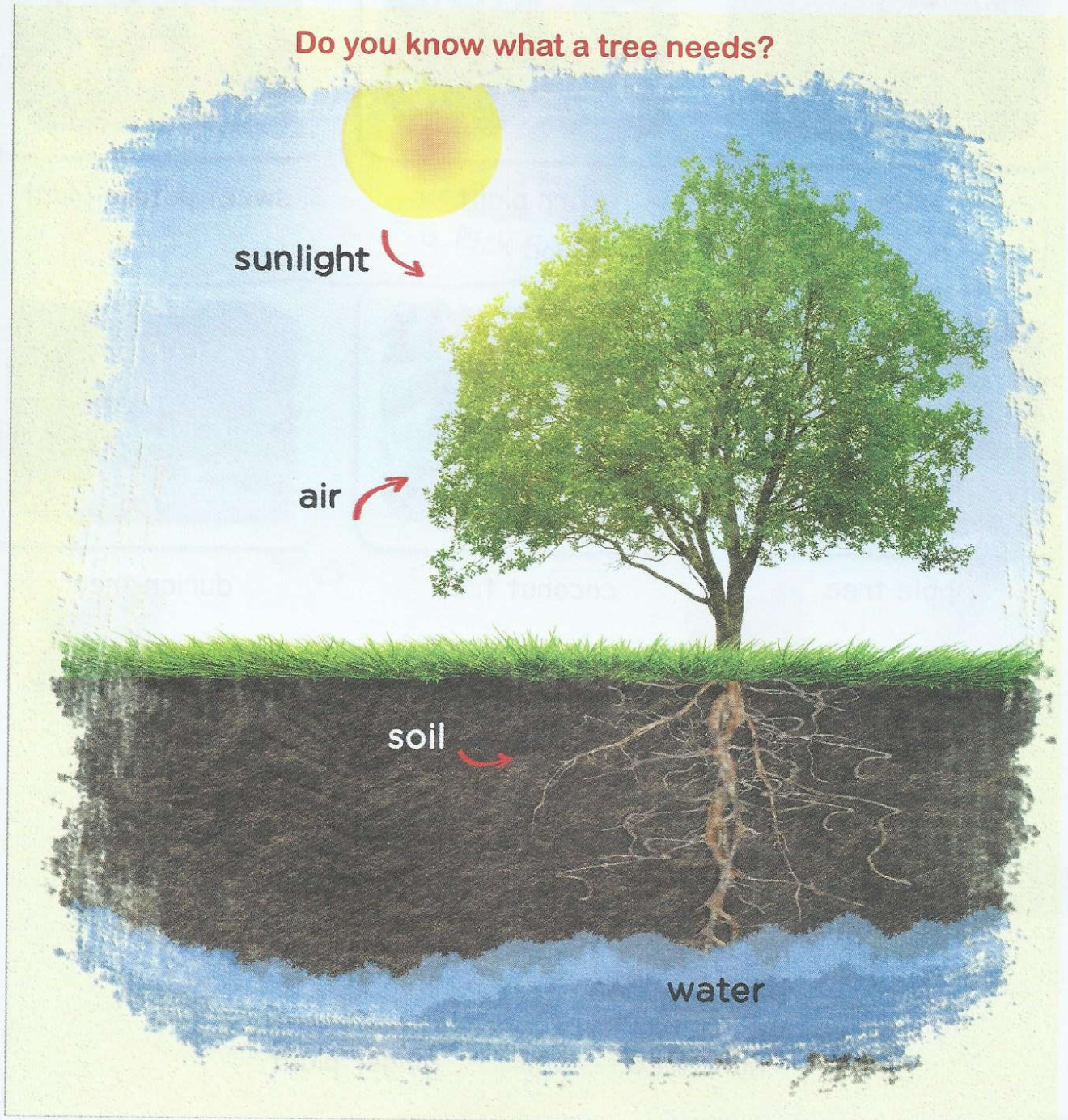
This tree is ____ years old.

Lesson 7

WHAT DO TREES NEED?

LET'S LEARN

Do you know what a tree needs?



LET'S PRACTICE


1. What do trees provide us?



rice



corn plant



sweet potato plant



apple tree



coconut tree



durian tree




mint tree



ginger plant

2. Tick (✓) what we should do? Cross (✗) what we should not do.



a. Cut down trees.



c. Plant trees.



b. Pick flowers.

!?

LET'S TRY

Find the right ways!



FOOD CHAINS

LET'S LEARN

What do you see in the pictures below?



grass



gazelle



lion



caterpillar



sparrow



eagle



seaweed



small fish



tuna



shark

LET'S PRACTICE

1. Put the pictures in the right orders of the food chain.



frog

3



snail

2



lotus

1



eagle

4



carrot



lion



rabit



fox



rat



snake



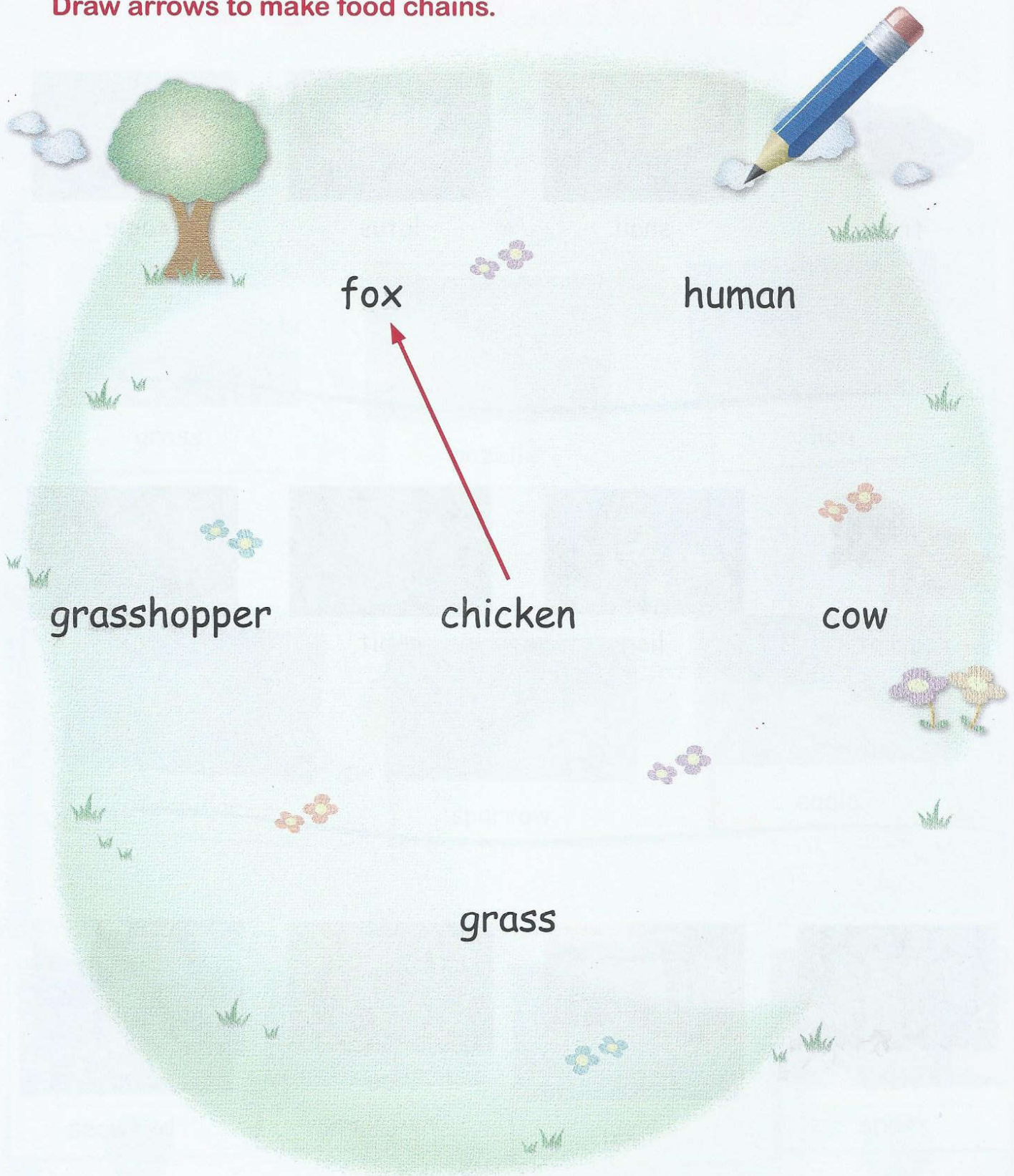
rice




owl

LET'S TRY


Draw arrows to make food chains.






REVIEW 2


1. Look and write.



2. Toss a dice then say the words: "Tree takes in..." or "Tree gives out..."



3. Look at the food chains below. Complete the food chains by drawing the arrows. Then discuss.



To keep the food chains safe
we should save trees, save forests...

Lesson 9

CHAPTER 2

NATURE and HUMAN

THE WATER CYCLE

LET'S LEARN

1. Where does water come from?



rain




river




sea



pond



groundwater



waterfall

2. What do you know about the water cycle?



1. The Sun heats up water in lakes, rivers or oceans and turns it into vapor or steam. This is evaporation

2. Water vapor in the air gets cold and changes back into liquid, forming clouds. This is _____.

3. Water falls from the sky in the forms of rain, snow...

This is _____.

4. Oceans and lakes collect water. This is _____.