


# Unit 5

## Are they your friends?

### A. PHONICS AND VOCABULARY

① Find and circle the two words. Read them aloud.

L	J	N	M	V	R	L
R	F	D	K	R	T	K
A	R	E	N	O	T	R
Y	I	Z	F	S	H	F
R	E	W	E	R	A	T
P	N	Y	E	S	T	Y
C	D	X	Z	A	Q	J



② Read and complete.



friend friends




1. He's my \_\_\_\_\_.
2. She's my \_\_\_\_\_.
3. They're my \_\_\_\_\_.
4. Peter and Linda are my \_\_\_\_\_.

③ Look, read and complete.

friend this he friends this

1. \_\_\_\_\_ is Linda.
2. She is my \_\_\_\_\_.
3. And \_\_\_\_\_ is Tony.
4. \_\_\_\_\_ is my friend too.
5. They are my \_\_\_\_\_.



## B. SENTENCE PATTERNS

### ① Read and match.

1. This is

2. She is my

3. Tony and Linda are my

4. They

a. are my friends too.

b. friends.

c. Linda.

d. friend.

### ② Match the sentences.

1. Is this Linda?

2. Is that Tony?

3. Who are they?

4. Are they your friends?

a. Yes, they are.

b. They're Peter and Mary.

c. Yes, it is Linda.

d. No, it isn't. It's Peter.

### ③ Put the words in order. Then read aloud.

1. is / Peter / this

\_\_\_\_\_.

2. that / Linda / is

\_\_\_\_\_?

3. Linda / Tony / your / are / and / friends

\_\_\_\_\_?

4. aren't / they / no

\_\_\_\_\_.

### C. SPEAKING


Read and reply.

Hello. This is Mary.



a

Hi. This is my friend Tony.



b

Hello. This is Nam and Quan.



c

Hello. These are my friends, Phong and Hoa.



d

### D. READING

① Read and complete.

seven years friend friends name's


Hello. My (1) \_\_\_\_\_ Nam. I'm eight

(2) \_\_\_\_\_ old. I'm in class 3A. This is my best

(3) \_\_\_\_\_ Mai. She is eight years old too.

Here are Peter and Linda. Peter is (4) \_\_\_\_\_

and Linda is nine. They're my (5) \_\_\_\_\_ too.



② Read and tick (✓).

1. Nam is eight years old.
2. His best friend is Linda.
3. Linda is ten years old.
4. Peter is nine years old.
5. Peter and Linda are Nam's friends.

Yes	No
<input type="checkbox"/>	<input type="checkbox"/>
<input type="checkbox"/>	<input type="checkbox"/>
<input type="checkbox"/>	<input type="checkbox"/>
<input type="checkbox"/>	<input type="checkbox"/>
<input type="checkbox"/>	<input type="checkbox"/>



## E. WRITING

① Look and write.



1. \_\_\_\_\_  
my friend Mary.

2. And this is my  
\_\_\_\_\_ Tony.



3. Linda and Peter are  
my \_\_\_\_\_.

4. Hoa and Quan are  
my \_\_\_\_\_ too.

② Look and write the answers.


1. Who's that? \_\_\_\_\_
2. Is Peter your friend? \_\_\_\_\_
3. Is Linda your friend? \_\_\_\_\_
4. Are Nam and Hoa  
your friends? \_\_\_\_\_



③ Write about your friends.

Draw your friends in  
the box.

\_\_\_\_\_ and \_\_\_\_\_  
are my friends.



## A. PHONICS AND VOCABULARY

① Complete and say aloud.

**c**   **d**

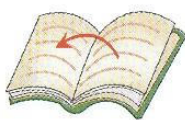
a. \_own      b. \_ome

② Put the letters in order to make the words.



a. pnoe

\_\_\_\_\_



b. ecsol

\_\_\_\_\_



c. cemo

\_\_\_\_\_ in



d. tdnas

\_\_\_\_\_ up



e. its

\_\_\_\_\_ down



f. ltak

don't \_\_\_\_\_

③ Put the words in the correct columns.

four   write   sit down   come in  
talk   eight   ten   stand up  
two   six

Actions	Numbers
write	four

## B. SENTENCE PATTERNS

### ① Read and match.

1. Sit

2. Stand

3. Come

4. Open

a. up, please.

b. your book, please.

c. down, please.

d. here, please.

### ② Match the sentences.

1. Who's that?

2. How old are you?

3. Don't talk, boys.

4. May I come in, Miss Hien?

a. Sorry, Mr Loc.

b. It's my friend Linda.

c. Yes, you can.

d. I'm 6 years old.

### ③ Put the words in order. Then read aloud.




1. may / Sir / come / in / I

\_\_\_\_\_ , \_\_\_\_\_ ?



2. please / quiet / be

\_\_\_\_\_ , \_\_\_\_\_ .



3. Miss / I / a / ask / question / may / Hien

\_\_\_\_\_ , \_\_\_\_\_ ?





4. out / may / go / I

\_\_\_\_\_ ?

### C. SPEAKING

Read and reply.



### D. READING

① Read and complete.

come    don't    yes    book

Tom: May I come in, Mr Loc?    Miss Hien: Mai, open your  
 Mr Loc: (1) \_\_\_\_\_, you can.    (3) \_\_\_\_\_, please.  
 Mr Loc: (2) \_\_\_\_\_ talk, Nam.    Mai: Yes, Miss Hien.  
 Nam: Sorry, Mr Loc.    Miss Hien: (4) \_\_\_\_\_ here, Quan.  
 Quan: Yes, Miss Hien.

② Read and answer as the teacher.



1. May I come in?

\_\_\_\_\_



2. May I open the book?

\_\_\_\_\_



3. May I go out?

\_\_\_\_\_



4. May I write, Miss Hien?

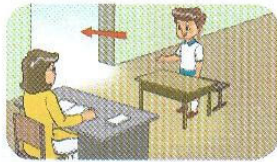
\_\_\_\_\_

## E. WRITING

### ① Read and write.

1. I'm Mary. *I am Mary.*
2. My name's Tony. \_\_\_\_\_
3. What's your name? \_\_\_\_\_
4. It's Tony. \_\_\_\_\_
5. Who's that? \_\_\_\_\_
6. Don't talk. \_\_\_\_\_


### ② Look and write the questions.



1. Nam: May I go out?



2. Mai: \_\_\_\_\_?



3. Quan: \_\_\_\_\_?



4. Phong: \_\_\_\_\_?

### ③ Write three questions to ask for permission.

1. \_\_\_\_\_?
2. \_\_\_\_\_?
3. \_\_\_\_\_?



## A. PHONICS AND VOCABULARY

① Complete and say aloud.

g      l

a. \_ook

b. \_ym

② Do the puzzle.

1 S...L

2 ...

3 ...

4 ...

5 ...

③ Look and write.

1. That is a                     .



2. The                      is large.



3. The                      is small.



4. This is my                     .



## B. SENTENCE PATTERNS

### ① Read and match.

1. That is my

2. The playground is

3. Is the library

4. Is that your

a. school?

b. new?

c. classroom.

d. large.

### ② Match the sentences.

1. This is my school.

2. Is that your school?

3. Is the playground large?

4. Is the library new?

a. No, it isn't. It's old.

b. Wow! It's beautiful!

c. No, it isn't. It's small.

d. Yes, it is.

### ③ Put the words in order. Then read aloud.

1. school / this / my / is

\_\_\_\_\_.

2. that / a / gym / is

\_\_\_\_\_.

3. is / new / computer / room / the

\_\_\_\_\_?

4. the / library / large / is

\_\_\_\_\_?

### C. SPEAKING

Look and reply.



### D. READING

① Read and complete.

isn't    is    classroom    my    new

Linda: That is (1) \_\_\_\_\_ school.      Linda: Yes, it is.  
 Nam: Wow! It's beautiful!      Nam: Is your (4) \_\_\_\_\_ big?  
 Linda: Yes, it (2) \_\_\_\_\_.      Linda: No, it (5) \_\_\_\_\_.  
 Nam: Is it (3) \_\_\_\_\_?      It's small.

② Read and circle the correct answers.

This is my school. It is beautiful. This is my classroom. It is small. That is the music room over there. It is old and small. And that is the library. It is old but large. The gym is old but beautiful.


- The school is \_\_\_\_\_.  
A. old      B. beautiful      C. small
- The classroom is \_\_\_\_\_.  
A. small      B. new      C. big
- The music room is \_\_\_\_\_.  
A. new      B. large      C. old
- The library is \_\_\_\_\_.  
A. new      B. large      C. beautiful
- The gym is \_\_\_\_\_.  
A. new      B. big      C. beautiful

## E. WRITING

① Look, read and write.




1. This is a \_\_\_\_\_.



2. That is a \_\_\_\_\_.



3. This is a \_\_\_\_\_. It is large.



4. That is a \_\_\_\_\_. It is new.

② Look and write the answers.

1. Is that a school? \_\_\_\_\_



2. Is that a playground? \_\_\_\_\_



3. Is the computer room big? \_\_\_\_\_



4. Is the library small? \_\_\_\_\_



③ Write about your school.

My school is \_\_\_\_\_.

My classroom is \_\_\_\_\_.


The school library is \_\_\_\_\_.

The school playground is \_\_\_\_\_.

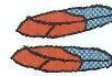
### A. PHONICS AND VOCABULARY

① Complete and say aloud.

r      th



a. \_\_\_ulers



b. \_\_\_ese are rubbers.

② Find and circle the names of school things.

T	B	O	O	K	H	W
X	R	U	B	B	E	R
M	N	C	E	F	G	U
R	P	E	N	C	I	L
O	E	D	I	K	M	E
Z	N	Q	X	W	R	R
T	S	A	E	Y	P	S

③ Look and write.



1. This is my \_\_\_\_\_.



2. That is my \_\_\_\_\_.



3. These are my \_\_\_\_\_.



4. Those are my \_\_\_\_\_.

## B. SENTENCE PATTERNS

### ① Read and match.

1. This is my pencil

2. It's

3. These are my

4. They're

a. new too.

b. notebooks.

c. new.

d. case.

### ② Match the sentences.

1. Is this your pencil?

2. Is that your pen?

3. Are these your rulers?

4. Are those your rubbers?

a. Yes, they are.

b. No, they aren't. Those are Peter's rubbers.

c. Yes, it is.

d. No, it isn't. That is Mai's pen.

### ③ Put the words in order. Then read aloud.

1. is / ruler / my / this

\_\_\_\_\_.

2. that / your / pencil case / is

\_\_\_\_\_?

3. are / these / notebooks / my




\_\_\_\_\_.

4. your / are / those / pens

\_\_\_\_\_?

### C. SPEAKING

Read and ask the questions.



### D. READING

① Read and complete.


they | books | school bag | new | that

This is my classroom. It is big. This is my

(1) \_\_\_\_\_. It is new. (2) \_\_\_\_\_ is my pencil sharpener. It is small. These are my pencils.

(3) \_\_\_\_\_ are short. Those are my

(4) \_\_\_\_\_. They are (5) \_\_\_\_\_.



② Read and tick (✓).

	Yes	No
1. The classroom is big.	<input type="checkbox"/>	<input type="checkbox"/>
2. The school bag is old.	<input type="checkbox"/>	<input type="checkbox"/>
3. The pencil sharpener is small.	<input type="checkbox"/>	<input type="checkbox"/>
4. The pencils are long.	<input type="checkbox"/>	<input type="checkbox"/>
5. The books are old.	<input type="checkbox"/>	<input type="checkbox"/>

## E. WRITING


### ① Look and write.




1. This \_\_\_\_\_ my \_\_\_\_\_.



2. And that \_\_\_\_\_ my \_\_\_\_\_.



3. These \_\_\_\_\_ my \_\_\_\_\_.



4. And those \_\_\_\_\_ my \_\_\_\_\_.

### ② Look and write the answers.


1. Is this a pen? \_\_\_\_\_



2. Is that a pencil case? \_\_\_\_\_



3. Are these rulers? \_\_\_\_\_



4. Are those books? \_\_\_\_\_



### ③ Write about your school things.

Draw your school bag and books in the box.


This is my \_\_\_\_\_ and  
these are my \_\_\_\_\_.





## A. PHONICS AND VOCABULARY


① Complete and say aloud.




a. \_t

b. \_range

② Find and circle the names of the colours.




A	C	C	E	D	X	G	R
A	B	R	O	W	N	V	W
V	L	T	R	E	D	B	H
S	A	F	A	R	H	L	I
N	C	O	N	X	P	U	T
L	K	P	G	S	K	E	E
Z	U	Y	E	L	L	O	W
X	G	R	E	E	N	T	U



③ Look and write.

1. My pencil is green.
2. Your school bag is \_\_\_\_\_.
3. My pen is \_\_\_\_\_.
4. My rulers are \_\_\_\_\_.
5. Your rubbers are \_\_\_\_\_.



## B. SENTENCE PATTERNS

### ① Read and match.

1. Is that your pen?

2. What colour is it?

3. Are these your pencils?

4. What colour are they?

a. Yes, they are.

b. They are brown.

c. It's orange.

d. Yes, it is.

### ② Read and complete.

Nam: What colour is your (1) \_\_\_\_\_?

they're

Mai: (2) \_\_\_\_\_ green.

it's

Nam: Are those your (3) \_\_\_\_\_?

notebooks

Mai: No, they aren't.

are

Nam: What colour (4) \_\_\_\_\_ your notebooks?

Mai: (5) \_\_\_\_\_ blue.

pencil case

### ③ Put the words in order. Then read aloud.

1. notebook / is / your / this?

\_\_\_\_\_?

2. colour / what / pen / is / your?

\_\_\_\_\_?

3. these / are / rulers / your?

\_\_\_\_\_?

4. are / what / your pencil sharpeners / colour


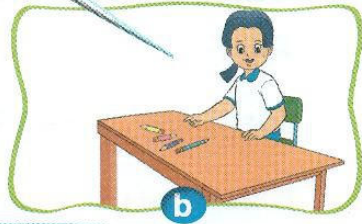
\_\_\_\_\_?

### C. SPEAKING

Read and reply.



What colour is your pencil?



### D. READING

① Read and complete.

pens   those   notebook   colour   yellow

There are some school things on my desk. This is my school bag. It is (1) \_\_\_\_\_. That is my (2) \_\_\_\_\_. It is blue. These are my (3) \_\_\_\_\_. They are black. (4) \_\_\_\_\_ are my pencils. They are orange. What (5) \_\_\_\_\_ are your pencils?

② Read and write.

1. Are there any school things on the desk?


\_\_\_\_\_

2. What colour is the school bag?

\_\_\_\_\_

3. What colour is the notebook?

\_\_\_\_\_



4. What colour are the pens?

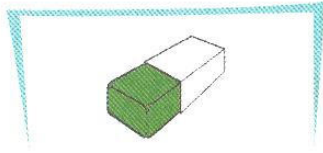
\_\_\_\_\_

5. What colour are the pencils?

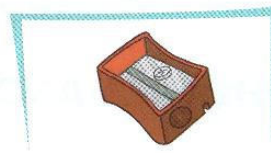
\_\_\_\_\_

## E. WRITING

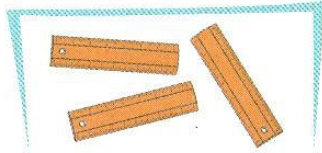
### ① Look and write.




1. This is my \_\_\_\_\_. It is \_\_\_\_\_ and \_\_\_\_\_.



2. That is my \_\_\_\_\_. It's \_\_\_\_\_.



3. These are my \_\_\_\_\_. They're \_\_\_\_\_.



4. Those are my \_\_\_\_\_. They're \_\_\_\_\_.

### ② Write the answers.

1. What colour is your school bag?

\_\_\_\_\_

2. What colour is your pen?

\_\_\_\_\_

3. What colour are your notebooks?

\_\_\_\_\_

4. What colour are your pencils?

\_\_\_\_\_

### ③ Write about your school things.

Draw your school things:  
a pen and two pencils,  
and then colour them.

This is my \_\_\_\_\_.

It's \_\_\_\_\_.

These are my \_\_\_\_\_.

They're \_\_\_\_\_.

