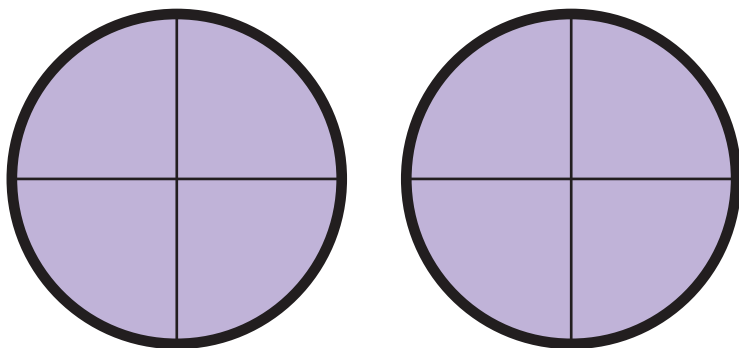


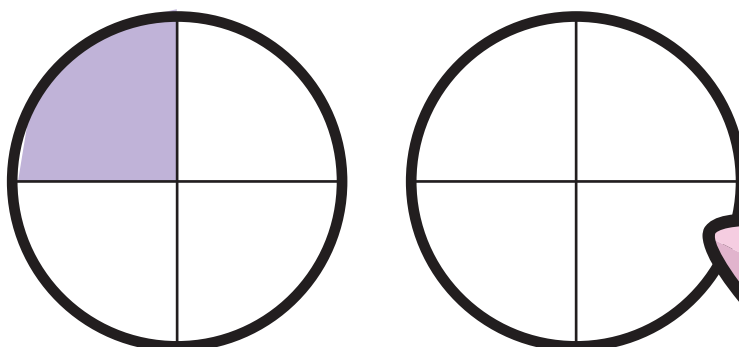
Fun with Fractions

4th
Grade


$$\frac{9}{4}$$



$$\rightarrow 2\frac{1}{4}$$



$$\frac{9}{5}$$



$$\frac{10}{3}$$




Table of Contents

Fun with Fractions

- Odd One Out: Practicing Fractions *
 - Fraction Addition *
- Simple Sherwin's Simple Fractions *
- Simple Sylvia's Simple Fractions *
- Simple Scooter's Simple Fractions *
 - Steer & Simplify #1 *
 - Steer & Simplify #3 *
 - Steer & Simplify #4 *
 - Steer & Simplify #5 *
- Simplifying Fractions #1 *
- Simplifying Fractions #2 *
- Simplifying Fractions #3 *
- Feed the Kramsters #1 *
- Feed the Kramsters #2 *
- Feed the Kramsters #3 *
- Feed the Kramsters #4 *
- Feed the Kramsters #5 *
- Colorful Plants: Practicing Fractions *
 - Ranking Fractions *

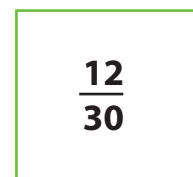
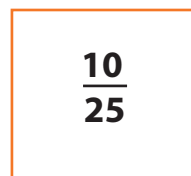
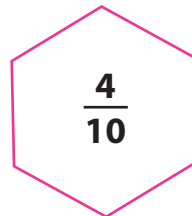
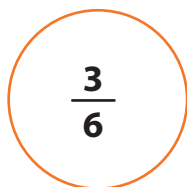
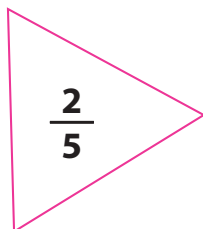

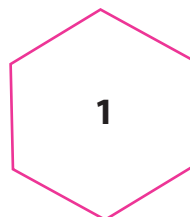
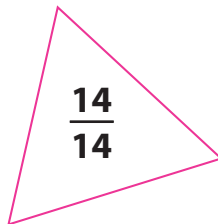
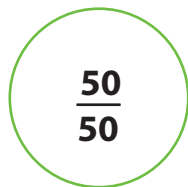
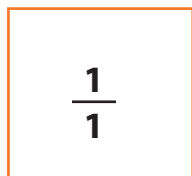
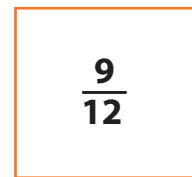
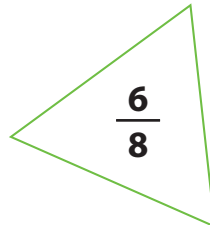
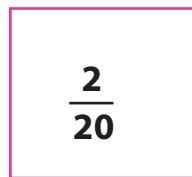
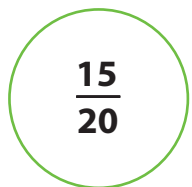
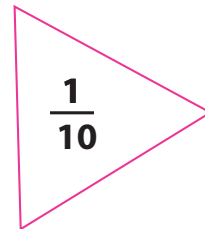
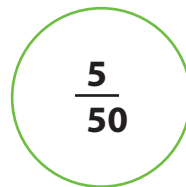
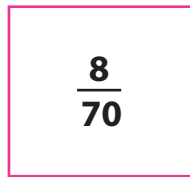
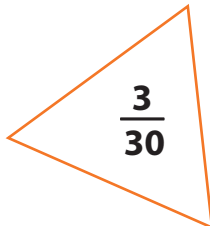
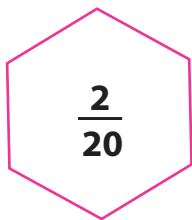
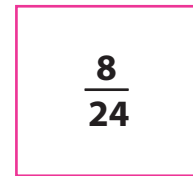

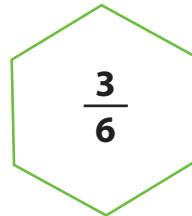
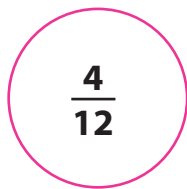
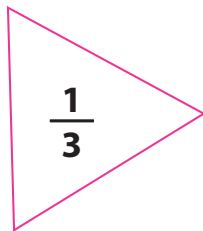
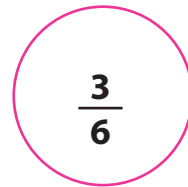
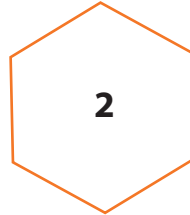
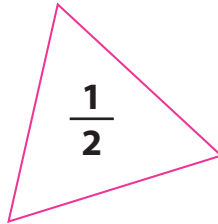
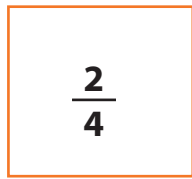
Certificate of Completion
Answer Sheets

** Has an Answer Sheet*

Want more workbooks? Join [Education.com Plus](http://www.education.com/education-plus/) to save time and money.
<http://www.education.com/education-plus/>

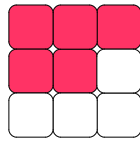
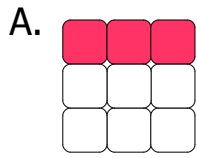
Odd One Out: Practicing Fractions

In each line there is one shape whose value is not equal to the others. Color it in.



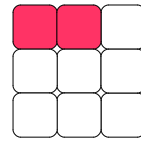
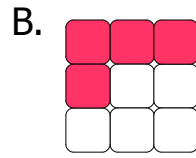
Fraction Addition

Write the fraction of the colored boxes in the space provided and then add the fractions together.



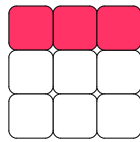
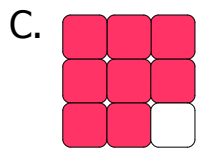
+

=



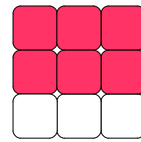
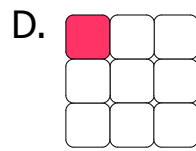
+

=



+

=



+

=

Complete the addition of the fractions below.

E. $\frac{5}{6} + \frac{7}{12} =$

F. $\frac{3}{5} + \frac{4}{10} =$

G. $\frac{2}{4} + \frac{6}{8} =$

H. $\frac{1}{3} + \frac{8}{9} =$

I. $\frac{3}{4} + \frac{5}{6} =$

J. $\frac{2}{3} + \frac{4}{5} =$



Simple Sherwin's Simple Fractions

Simple Sherwin likes everything around him to be neat and simple. Help him rewrite these fractions in their most simplified form.


Example:

$$\frac{4}{12} = \frac{1}{3}$$

$$\frac{4}{12} \div 4 = \frac{1}{3}$$

$$\frac{4}{6} = \frac{\quad}{\quad} \quad \frac{2}{10} = \frac{\quad}{\quad} \quad \frac{21}{28} = \frac{\quad}{\quad} \quad \frac{10}{15} = \frac{\quad}{\quad} \quad \frac{6}{18} = \frac{\quad}{\quad}$$

$$\frac{4}{8} = \frac{\quad}{\quad} \quad \frac{16}{20} = \frac{\quad}{\quad} \quad \frac{7}{14} = \frac{\quad}{\quad} \quad \frac{6}{15} = \frac{\quad}{\quad} \quad \frac{12}{20} = \frac{\quad}{\quad}$$





Simple Sylvia's Simple Fractions

Simple Sylvia likes everything around her to be neat and simple. Help her rewrite these fractions in their most simplified form.


Example:

$$\frac{12}{15} = \frac{4}{5}$$

$$\frac{12 \div 3}{15 \div 3} = \frac{4}{5}$$

$$\frac{2}{8} = \frac{\quad}{\quad} \quad \frac{10}{15} = \frac{\quad}{\quad} \quad \frac{6}{12} = \frac{\quad}{\quad} \quad \frac{21}{28} = \frac{\quad}{\quad} \quad \frac{3}{6} = \frac{\quad}{\quad}$$

$$\frac{5}{15} = \frac{\quad}{\quad} \quad \frac{8}{20} = \frac{\quad}{\quad} \quad \frac{3}{12} = \frac{\quad}{\quad} \quad \frac{2}{10} = \frac{\quad}{\quad} \quad \frac{14}{21} = \frac{\quad}{\quad}$$





Simple Scooter's Simple Fractions

Simple Scooter likes everything around him to be neat and simple. Help him rewrite these fractions in their most simplified form.

Example:

$$\frac{10}{15} = \frac{2}{3}$$

$$\frac{10 \div 5}{15 \div 5} = \frac{2}{3}$$

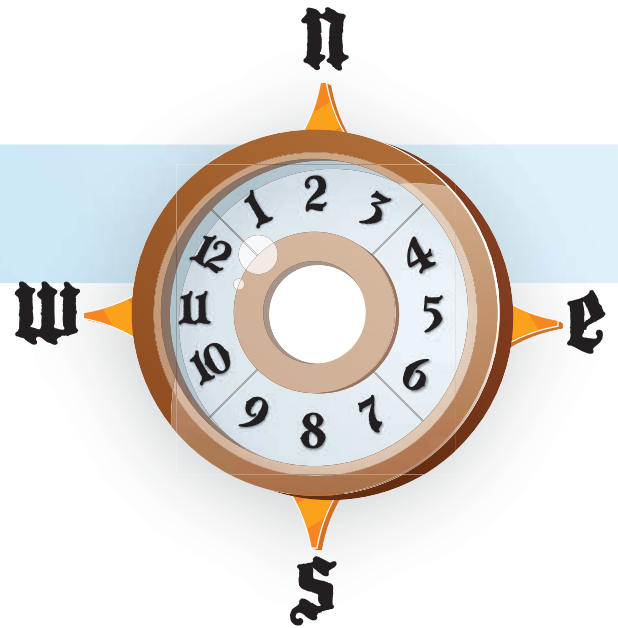
$$\frac{12}{16} = \frac{\quad}{\quad} \quad \frac{3}{15} = \frac{\quad}{\quad} \quad \frac{8}{10} = \frac{\quad}{\quad} \quad \frac{2}{4} = \frac{\quad}{\quad} \quad \frac{18}{24} = \frac{\quad}{\quad}$$

$$\frac{14}{21} = \frac{\quad}{\quad} \quad \frac{4}{16} = \frac{\quad}{\quad} \quad \frac{6}{9} = \frac{\quad}{\quad} \quad \frac{7}{28} = \frac{\quad}{\quad} \quad \frac{20}{25} = \frac{\quad}{\quad}$$





Steer & Simplify #1



Navigate the treacherous seas by simplifying the following fractions. Use the compass on the right to guide you. Start at the red arrow and go north, south, east or west to the next square with each fraction you reduce. Draw a line to track your journey. Show your work.

Compass Instructions: Once you reduce a fraction completely, look at its denominator and then find that number on the compass and move in the direction it points.

$$\frac{9}{54} = \underline{\quad} \quad \frac{6}{15} = \underline{\quad} \quad \frac{6}{8} = \underline{\quad} \quad \frac{27}{45} = \underline{\quad}$$

$$\frac{16}{24} = \underline{\quad} \quad \frac{24}{27} = \underline{\quad} \quad \frac{35}{84} = \underline{\quad} \quad \frac{18}{60} = \underline{\quad}$$

$$\frac{15}{30} = \underline{\quad} \quad \frac{5}{40} = \underline{\quad} \quad \frac{32}{40} = \underline{\quad} \quad \frac{4}{6} = \underline{\quad}$$

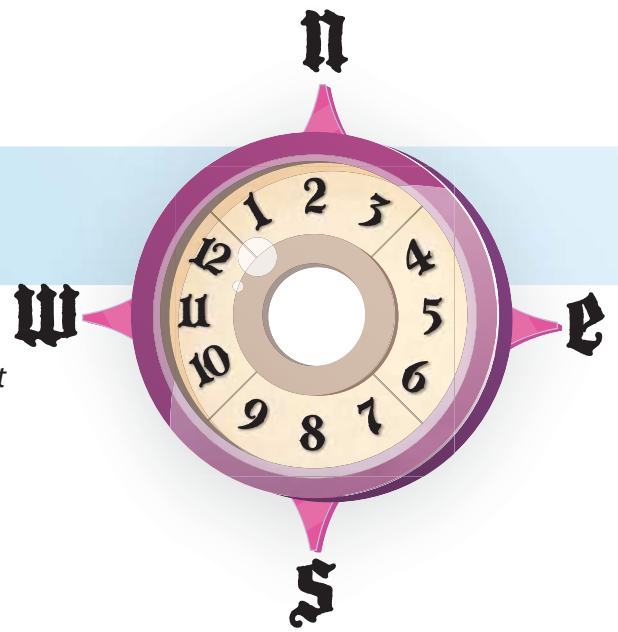
$$\frac{9}{18} = \underline{\quad} \quad \frac{28}{40} = \underline{\quad} \quad \frac{9}{27} = \underline{\quad} \quad \frac{40}{55} = \frac{8}{11}$$

11 is between 9 and 12,
so go west





Steer & Simplify #3



Navigate the treacherous seas by simplifying the following fractions. Use the compass on the right to guide you. Start at the red arrow and go north, south, east or west to the next square with each fraction you reduce. Draw a line to track your journey. Show your work.


Compass Instructions: Once you reduce a fraction completely, look at its denominator and then find that number on the compass and move in the direction it points.

$$\frac{15}{40} = \frac{\quad}{\quad}$$

$$\frac{27}{90} = \frac{\quad}{\quad}$$

$$\frac{5}{60} = \frac{\quad}{\quad}$$

$$\frac{12}{42} \begin{matrix} \div 6 \\ \div 6 \end{matrix} = \frac{2}{7}$$



$$\frac{12}{30} = \frac{\quad}{\quad}$$

$$\frac{27}{72} = \frac{\quad}{\quad}$$

$$\frac{8}{16} = \frac{\quad}{\quad}$$

$$\frac{7}{63} = \frac{\quad}{\quad}$$



$$\frac{2}{16} = \frac{\quad}{\quad}$$

$$\frac{30}{55} = \frac{\quad}{\quad}$$

$$\frac{7}{14} = \frac{\quad}{\quad}$$

$$\frac{15}{24} = \frac{\quad}{\quad}$$

$$\frac{11}{55} = \frac{\quad}{\quad}$$

$$\frac{12}{54} = \frac{\quad}{\quad}$$

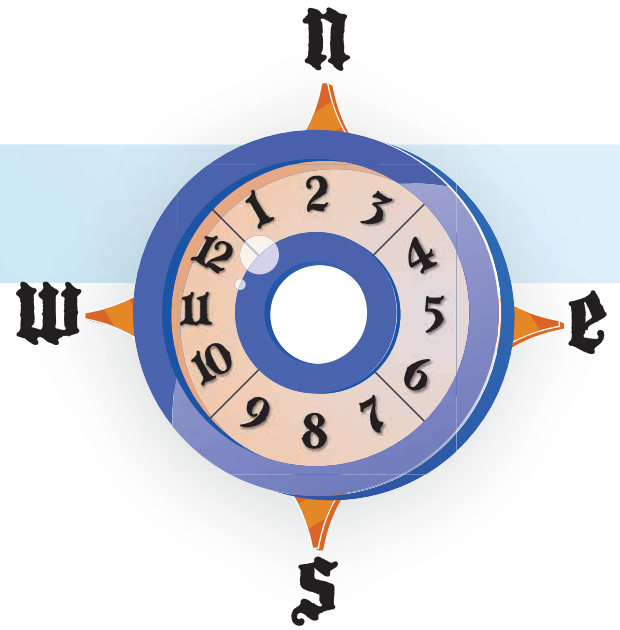
$$\frac{8}{12} = \frac{\quad}{\quad}$$

$$\frac{49}{70} = \frac{\quad}{\quad}$$





Steer & Simplify #4



Navigate the treacherous seas by simplifying the following fractions. Use the compass on the right to guide you. Start at the red arrow and go north, south, east or west to the next square with each fraction you reduce. Draw a line to track your journey. Show your work.

Compass Instructions: Once you reduce a fraction completely, look at its denominator and then find that number on the compass and move in the direction it points.

$$\frac{4}{20} = \underline{\hspace{2cm}}$$

$$\frac{6}{36} = \underline{\hspace{2cm}}$$

$$\frac{18}{45} = \underline{\hspace{2cm}}$$

$$\frac{7}{49} = \underline{\hspace{2cm}}$$

$$\frac{4}{6} = \underline{\hspace{2cm}}$$

$$\frac{10}{14} = \underline{\hspace{2cm}}$$

$$\frac{27}{90} = \underline{\hspace{2cm}}$$

$$\frac{25}{55} = \underline{\hspace{2cm}}$$

$$\frac{3}{9} = \underline{\hspace{2cm}}$$

$$\frac{24}{27} = \underline{\hspace{2cm}}$$

$$\frac{20}{25} = \underline{\hspace{2cm}}$$


$$\frac{15}{21} = \underline{\hspace{2cm}}$$

$$\frac{10 \div 5}{15 \div 5} = \frac{2}{3}$$

$$\frac{9}{45} = \underline{\hspace{2cm}}$$

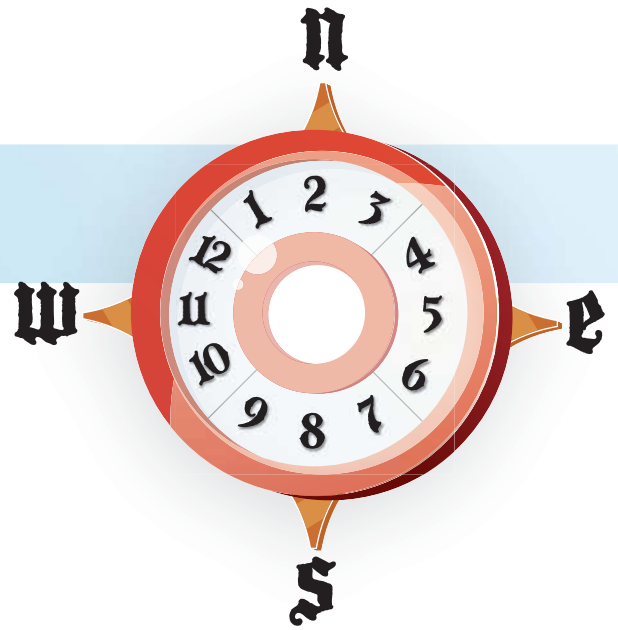
$$\frac{4}{8} = \underline{\hspace{2cm}}$$

$$\frac{35}{45} = \underline{\hspace{2cm}}$$





Steer & Simplify #5



Navigate the treacherous seas by simplifying the following fractions. Use the compass on the right to guide you. Start at the red arrow and go north, south, east or west to the next square with each fraction you reduce. Draw a line to track your journey. Show your work.

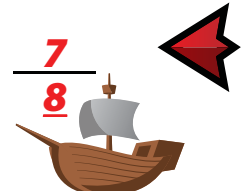
Compass Instructions: Once you reduce a fraction completely, look at its denominator and then find that number on the compass and move in the direction it points.

$$\frac{6}{15} = \underline{\hspace{2cm}} \quad \frac{5}{35} = \underline{\hspace{2cm}} \quad \frac{4}{40} = \underline{\hspace{2cm}} \quad \frac{4}{48} = \underline{\hspace{2cm}}$$

$$\frac{8}{40} = \underline{\hspace{2cm}} \quad \frac{15}{33} = \underline{\hspace{2cm}} \quad \frac{5}{30} = \underline{\hspace{2cm}} \quad \frac{7}{21} = \underline{\hspace{2cm}}$$

$$\frac{2}{8} = \underline{\hspace{2cm}} \quad \frac{9}{12} = \underline{\hspace{2cm}} \quad \frac{3}{6} = \underline{\hspace{2cm}} \quad \frac{28 \div 4}{32 \div 4} = \frac{7}{8}$$

$$\frac{5}{10} = \underline{\hspace{2cm}} \quad \frac{18}{66} = \underline{\hspace{2cm}} \quad \frac{42}{60} = \underline{\hspace{2cm}} \quad \frac{2}{24} = \underline{\hspace{2cm}}$$





Skill Practice 1

Simplifying Fractions

✪ Simplify the following fractions. Show your work.

$$\frac{15}{30} \stackrel{\div 15}{=} \frac{1}{2}$$

$$\frac{16}{80} = \frac{\quad}{\quad}$$

$$\frac{18}{24} = \frac{\quad}{\quad}$$

$$\frac{45}{54} = \frac{\quad}{\quad}$$

$$\frac{55}{66} = \frac{\quad}{\quad}$$

$$\frac{18}{72} = \frac{\quad}{\quad}$$

$$\frac{14}{42} = \frac{\quad}{\quad}$$

$$\frac{27}{54} = \frac{\quad}{\quad}$$

$$\frac{35}{50} = \frac{\quad}{\quad}$$

✪ Now that you've got the hang of it, look closely at the following fractions. They do not simplify very well, but they are very close to a simplifiable fraction. For example, **19/60** cannot be simplified, but we know that **20/60 = 1/3**. So, **19/60** can be approximated to **1/3**. Be sure to show your work.

$$\frac{19}{30} \approx \frac{2}{3}$$

$$\frac{14}{41} \approx \frac{\quad}{\quad}$$

$$\frac{20}{81} \approx \frac{\quad}{\quad}$$

$$\approx \frac{20 \div 10}{30 \div 10} \rightarrow \frac{2}{3}$$

$$\frac{24}{49} \approx \frac{\quad}{\quad}$$

$$\frac{17}{80} \approx \frac{\quad}{\quad}$$

$$\frac{27}{37} \approx \frac{\quad}{\quad}$$

$$\frac{23}{72} \approx \frac{\quad}{\quad}$$

$$\frac{13}{21} \approx \frac{\quad}{\quad}$$

$$\frac{99}{100} \approx \frac{\quad}{\quad}$$





Skill Practice 2

Simplifying Fractions

✪ Simplify the following fractions. Show your work.

$$\frac{22 \div 22}{66 \div 22} = \frac{1}{3}$$

$$\frac{15}{20} = \frac{\quad}{\quad}$$

$$\frac{28}{42} = \frac{\quad}{\quad}$$

$$\frac{12}{36} = \frac{\quad}{\quad}$$

$$\frac{28}{35} = \frac{\quad}{\quad}$$

$$\frac{24}{40} = \frac{\quad}{\quad}$$

$$\frac{19}{76} = \frac{\quad}{\quad}$$

$$\frac{18}{60} = \frac{\quad}{\quad}$$

$$\frac{23}{46} = \frac{\quad}{\quad}$$

✪ Now that you've got the hang of it, look closely at the following fractions. They do not simplify very well, but they are very close to a simplifiable fraction. For example, **45/61** cannot be simplified, but we know that **45/60 = 3/4**. So, **45/61** can be approximated to **3/4**. Be sure to show your work.

$$\frac{45}{51} \approx \frac{9}{10}$$

$$\approx \frac{45 \div 5}{50 \div 5} \rightarrow \frac{9}{10}$$

$$\frac{11}{45} \approx \frac{\quad}{\quad}$$

$$\frac{13}{24} \approx \frac{\quad}{\quad}$$

$$\frac{23}{30} \approx \frac{\quad}{\quad}$$

$$\frac{89}{90} \approx \frac{\quad}{\quad}$$

$$\frac{31}{36} \approx \frac{\quad}{\quad}$$

$$\frac{37}{72} \approx \frac{\quad}{\quad}$$

$$\frac{49}{64} \approx \frac{\quad}{\quad}$$

$$\frac{10}{61} \approx \frac{\quad}{\quad}$$



Skill Practice 3

Simplifying Fractions

✪ Simplify the following fractions. Show your work.

$$\frac{12 \div 6}{30 \div 6} = \frac{2}{5}$$

$$\frac{20}{24} = \underline{\hspace{2cm}}$$

$$\frac{63}{70} = \underline{\hspace{2cm}}$$

$$\frac{5}{15} = \underline{\hspace{2cm}}$$

$$\frac{27}{45} = \underline{\hspace{2cm}}$$

$$\frac{10}{20} = \underline{\hspace{2cm}}$$

$$\frac{3}{18} = \underline{\hspace{2cm}}$$

$$\frac{18}{27} = \underline{\hspace{2cm}}$$

$$\frac{24}{32} = \underline{\hspace{2cm}}$$

✪ Now that you've got the hang of it, look closely at the following fractions. They do not simplify very well, but they are very close to a simplifiable fraction. For example, **51/100** cannot be simplified, but we know that **50/100 = 1/2**. So, **50/100** can be approximated to **1/2**. Be sure to show your work.

$$\frac{16}{63} \approx \frac{1}{4}$$

$$\frac{75}{99} \approx \underline{\hspace{2cm}}$$

$$\frac{13}{25} \approx \underline{\hspace{2cm}}$$

$$\approx \frac{16 \div 16}{64 \div 16} \rightarrow \frac{1}{4}$$

$$\frac{19}{100} \approx \underline{\hspace{2cm}}$$

$$\frac{11}{72} \approx \underline{\hspace{2cm}}$$

$$\frac{41}{63} \approx \underline{\hspace{2cm}}$$

$$\frac{28}{71} \approx \underline{\hspace{2cm}}$$

$$\frac{24}{99} \approx \underline{\hspace{2cm}}$$

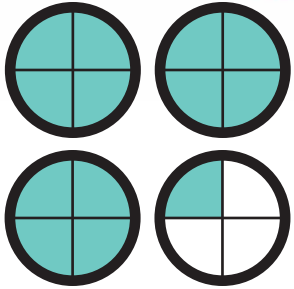
$$\frac{19}{98} \approx \underline{\hspace{2cm}}$$

Feed The Kramsters!


Kramsters are very picky eaters. Feed each kramster the correct number of pellets by converting the following improper fractions to mixed numbers. Color in the pellets to match each mixed number.

EXAMPLE:

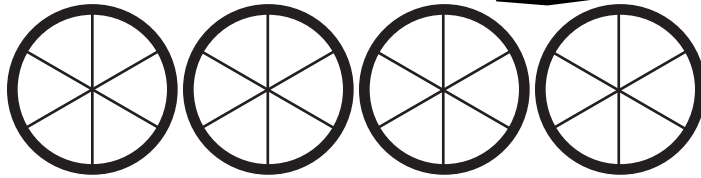
$$\frac{13}{4}$$



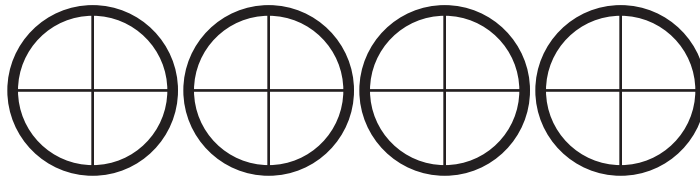
$$\rightarrow 3\frac{1}{4}$$



$$\frac{12}{6}$$




$$\frac{15}{4}$$



$$\frac{3}{2}$$




$$\frac{14}{5}$$



For the last one, shade in the pellets without guidelines.

$$\frac{20}{6}$$

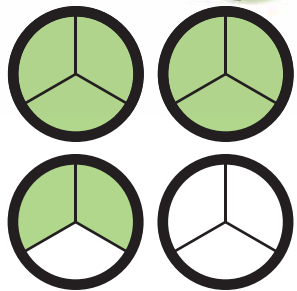


Feed The Kramsters!

Kramsters are very picky eaters. Feed each kramster the correct number of pellets by converting the following improper fractions to mixed numbers. Color in the pellets to match each mixed number.


EXAMPLE:

$$\frac{8}{3}$$

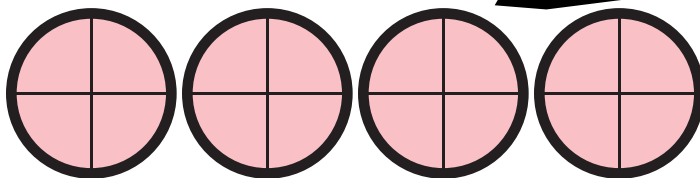


$$\rightarrow 2\frac{2}{3}$$

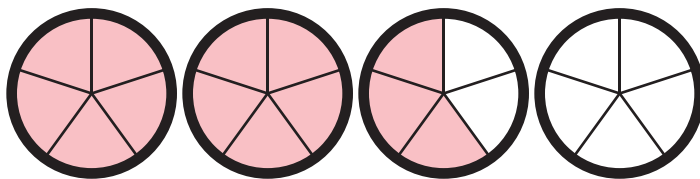
ANSWERS



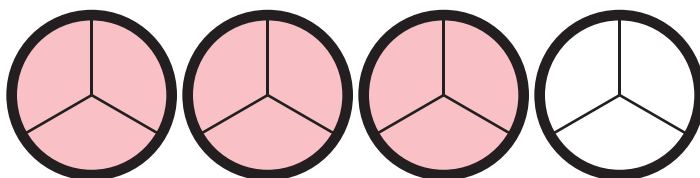
$$\frac{16}{4} = 4$$



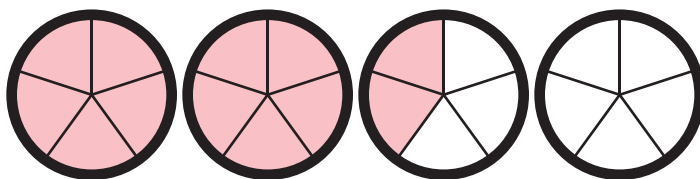
$$\frac{13}{5} = 2\frac{3}{5}$$



$$\frac{9}{3} = 3$$

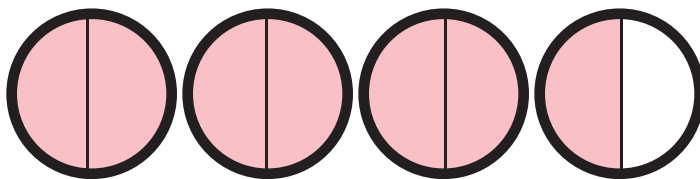


$$\frac{12}{5} = 2\frac{2}{5}$$



For the last one, shade in the pellets using your own outlines.

$$\frac{7}{2} = 3\frac{1}{2}$$

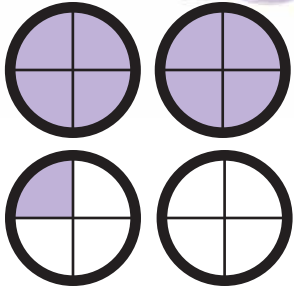


Feed The Kramsters!

Kramsters are very picky eaters. Feed each kramster the correct number of pellets by converting the following improper fractions to mixed numbers. Color in the pellets to match each mixed number.

EXAMPLE:


$$\frac{9}{4}$$



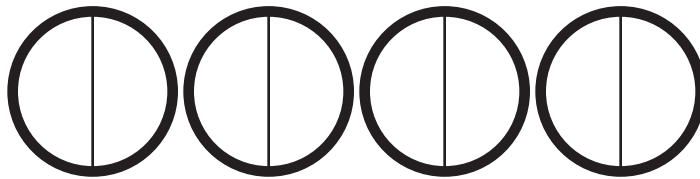
$$\rightarrow 2\frac{1}{4}$$




$$\frac{9}{5}$$



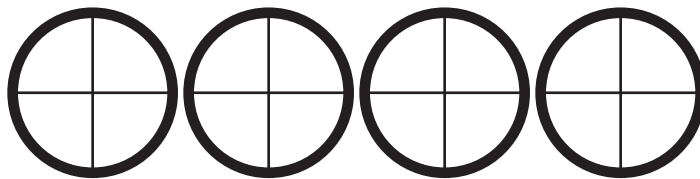
$$\frac{3}{2}$$



$$\frac{10}{3}$$



$$\frac{6}{4}$$



For the last one, shade in the pellets using your own outlines.

$$\frac{16}{5}$$

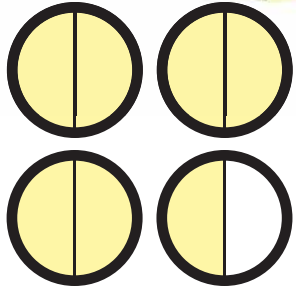


Feed The Kramsters!


Kramsters are very picky eaters. Feed each kramster the correct number of pellets by converting the following improper fractions to mixed numbers. Color in the pellets to match each mixed number.

EXAMPLE:

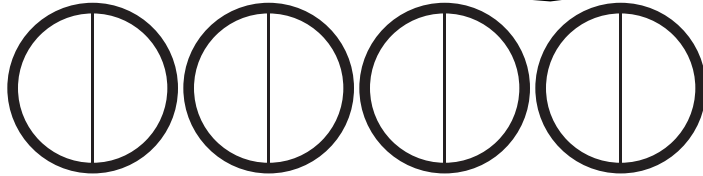
$$\frac{7}{2}$$



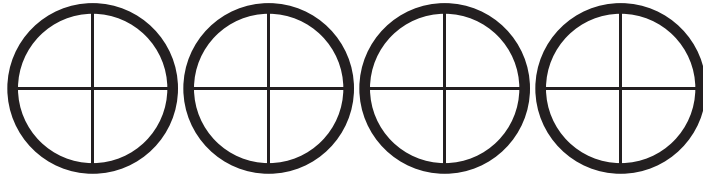
$$\rightarrow 3\frac{1}{2}$$




$$\frac{5}{2}$$




$$\frac{12}{4}$$



$$\frac{11}{5}$$



$$\frac{11}{3}$$



For the last one, shade in the pellets using your own outlines.

$$\frac{10}{4}$$

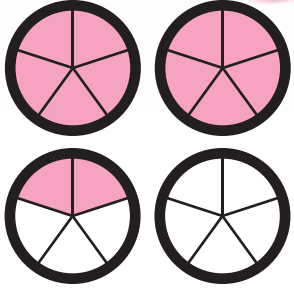


Feed The Kramsters!


Kramsters are very picky eaters. Feed each kramster the correct number of pellets by converting the following improper fractions to mixed numbers. Color in the pellets to match each mixed number.

EXAMPLE:


$$\frac{12}{5}$$



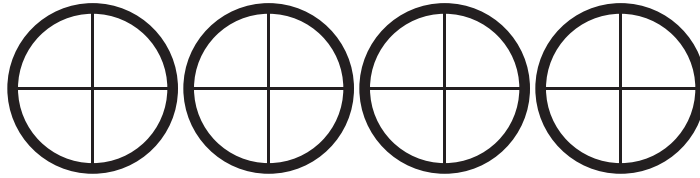
$$\rightarrow 2\frac{2}{5}$$




$$\frac{6}{3}$$




$$\frac{7}{4}$$



$$\frac{8}{2}$$



$$\frac{11}{5}$$




For the last one, shade in the pellets using your own outlines.

$$\frac{9}{4}$$




Colorful Plants: Practicing Fractions

Color in the flowers and fruits according to the description below.




One-third are red flowers.
Two-sixth are in pink.
Three-ninth are in blue.



Two-fourths of the apples are green.
Two-fourths of the rest are red.
What is left are black.



Two-thirds of the tulips are orange.
One-sixth are in pink.
The rest are red.



One-third are red flowers.
One-fourth are in pink.
Half of the rest are in purple.

Ranking Fractions

Rank the fractions in order from the largest to the smallest value and write the order in the space below. *Bonus: Find the row that has two equivalent fractions.*

$$\frac{1}{5}$$

$$\frac{3}{4}$$

$$\frac{1}{3}$$

$$\frac{2}{4}$$

$$\frac{6}{24}$$

$$\frac{1}{1}$$

$$\frac{12}{30}$$

$$\frac{3}{30}$$

$$\frac{8}{24}$$

$$\frac{4}{10}$$

$$\frac{5}{8}$$

$$\frac{5}{15}$$

$$\frac{15}{20}$$

$$\frac{14}{14}$$

$$\frac{3}{6}$$

$$\frac{3}{6}$$

$$\frac{50}{50}$$

$$\frac{9}{12}$$

$$\frac{2}{20}$$

$$\frac{7}{10}$$

$$1$$

$$\frac{50}{100}$$

$$2$$

$$\frac{4}{10}$$

$$\frac{2}{3}$$

$$\frac{1}{2}$$

$$\frac{1}{3}$$


$$\frac{3}{4}$$

$$\frac{4}{5}$$

$$\frac{5}{6}$$

Great job!

is an Education.com math superstar



Answer Sheets

Fun with Fractions

Odd One Out: Practicing Fractions
Fraction Addition
Simple Sherwin's Simple Fractions
Simple Sylvia's Simple Fractions
Simple Scooter's Simple Fractions
Steer & Simplify #1
Steer & Simplify #3
Steer & Simplify #4
Steer & Simplify #5
Simplifying Fractions #1
Simplifying Fractions #2
Simplifying Fractions #3
Feed the Kramsters #1
Feed the Kramsters #2
Feed the Kramsters #3
Feed the Kramsters #4
Feed the Kramsters #5
Colorful Plants: Practicing Fractions
Ranking Fractions

Want more workbooks? Join Education.com Plus to save time and money.
<http://www.education.com/education-plus/>

Answer Sheet

ANSWER SHEET

Odd One Out: Practicing Fractions

In each line there is one shape whose value is not equal to the others. Color it in.

$\frac{2}{4}$ $\frac{50}{100}$ $\frac{1}{2}$ **2** $\frac{3}{6}$

$\frac{1}{3}$ $\frac{4}{12}$ $\frac{3}{6}$ $\frac{5}{15}$ $\frac{8}{24}$

$\frac{2}{20}$ $\frac{3}{30}$ $\frac{8}{70}$ $\frac{5}{50}$ $\frac{1}{10}$

$\frac{15}{20}$ $\frac{2}{20}$ $\frac{6}{8}$ $\frac{3}{4}$ $\frac{9}{12}$

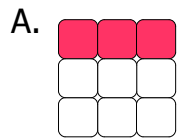
$\frac{1}{1}$ $\frac{50}{50}$ $\frac{14}{14}$ **1** $\frac{36}{63}$

$\frac{2}{5}$ $\frac{3}{6}$ $\frac{4}{10}$ $\frac{10}{25}$ $\frac{12}{30}$

Answer Sheet

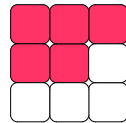
Fraction Addition (answer sheet)

Write the fraction of the colored boxes in the space provided and then add the fractions together.



$$\frac{3}{9}$$

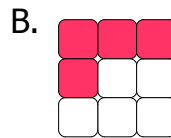
+



$$\frac{5}{9}$$

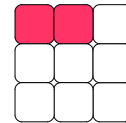
=

$$\frac{8}{9}$$



$$\frac{4}{9}$$

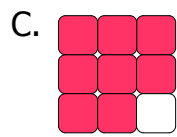
+



$$\frac{2}{9}$$

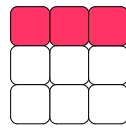
=

$$\frac{6}{9} \frac{2}{3}$$



$$\frac{8}{9}$$

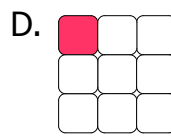
+



$$\frac{3}{9}$$

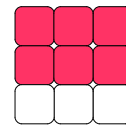
=

$$\frac{11}{9} \frac{2}{9}$$



$$\frac{1}{9}$$

+



$$\frac{6}{9}$$

=

$$\frac{7}{9}$$

Complete the addition of the fractions below.

E. $\frac{5}{6} \frac{10}{12} + \frac{7}{12} = \frac{17}{12} \left(\frac{5}{12} \right)$ F. $\frac{3}{5} + \frac{4}{10} \frac{2}{5} = \frac{5}{5} \left(1 \right)$

G. $\frac{2}{4} + \frac{6}{8} \frac{3}{4} = \frac{5}{4} \left(\frac{1}{4} \right)$ H. $\frac{1}{3} \frac{3}{9} + \frac{8}{9} = \frac{11}{9} \left(\frac{2}{9} \right)$

I. $\frac{3}{4} \frac{9}{12} + \frac{5}{6} \frac{10}{12} = \frac{19}{12} \left(\frac{7}{12} \right)$ J. $\frac{2}{3} \frac{10}{15} + \frac{4}{5} \frac{12}{15} = \frac{22}{15} \left(\frac{7}{15} \right)$

Answer Sheet

Answer Sheet

M A T H ✂ ✂ ✂
F R A C T I O N S

Simple Sherwin's Simple Fractions

Simple Sherwin likes everything around him to be neat and simple. Help him rewrite these fractions in their most simplified form.

Example:

$$\frac{4}{12} = \frac{1}{3}$$

$$\frac{4 \div 4}{12 \div 4} = \frac{1}{3}$$

$$\frac{4}{6} = \frac{2}{3} \quad \frac{2}{10} = \frac{1}{5} \quad \frac{21}{28} = \frac{3}{4} \quad \frac{10}{15} = \frac{2}{3} \quad \frac{6}{18} = \frac{1}{3}$$

$$\frac{4}{8} = \frac{1}{2} \quad \frac{16}{20} = \frac{4}{5} \quad \frac{7}{14} = \frac{1}{2} \quad \frac{6}{15} = \frac{2}{5} \quad \frac{12}{20} = \frac{3}{5}$$



Answer Sheet

Answer Sheet

M A T H
F R A C T I O N S



Simple Sylvia's Simple Fractions

Simple Sylvia likes everything around her to be neat and simple. Help her rewrite these fractions in their most simplified form.


Example:

$$\frac{12}{15} = \frac{4}{5}$$

$$\frac{12 \div 3}{15 \div 3} = \frac{4}{5}$$

$$\frac{2}{8} = \frac{1}{4} \quad \frac{10}{15} = \frac{2}{3} \quad \frac{6}{12} = \frac{1}{2} \quad \frac{21}{28} = \frac{3}{4} \quad \frac{3}{6} = \frac{1}{2}$$

$$\frac{5}{15} = \frac{1}{3} \quad \frac{8}{20} = \frac{2}{5} \quad \frac{3}{12} = \frac{1}{4} \quad \frac{2}{10} = \frac{1}{5} \quad \frac{14}{21} = \frac{2}{3}$$



Answer Sheet

Answer Sheet

M A T H ✂✂
F R A C T I O N S ✂✂

Simple Scooter's Simple Fractions

Simple Scooter likes everything around him to be neat and simple. Help him rewrite these fractions in their most simplified form.

Example:

$$\frac{10}{15} = \frac{2}{3}$$

$$\frac{10 \div 5}{15 \div 5} = \frac{2}{3}$$

$$\frac{12}{16} = \frac{3}{4} \quad \frac{3}{15} = \frac{1}{5} \quad \frac{8}{10} = \frac{4}{5} \quad \frac{2}{4} = \frac{1}{2} \quad \frac{18}{24} = \frac{3}{4}$$

$$\frac{14}{21} = \frac{2}{3} \quad \frac{4}{16} = \frac{1}{4} \quad \frac{6}{9} = \frac{2}{3} \quad \frac{7}{28} = \frac{1}{4} \quad \frac{20}{25} = \frac{4}{5}$$



Answer Sheet

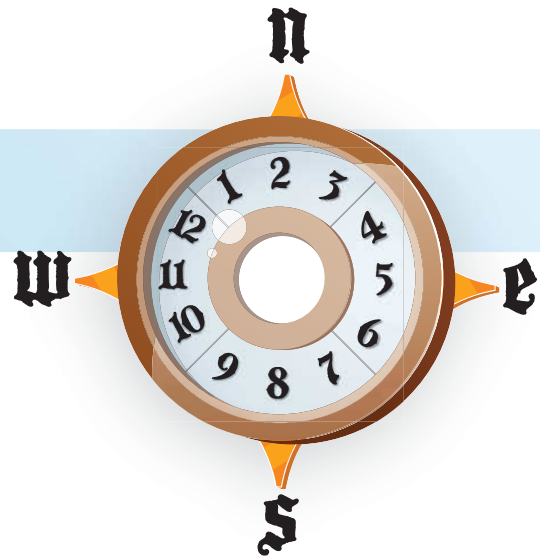
Answer Sheet

MATH
FRACTIONS

Steer & Simplify #1

Navigate the treacherous seas by simplifying the following fractions. Use the compass on the right to guide you. Start at the red arrow and go north, south, east or west to the next square with each fraction you reduce. Draw a line to track your journey. Show your work.

Compass Instructions: Once you reduce a fraction completely, look at its denominator and then find that number on the compass and move in the direction it points.




$$\frac{9}{54} = \frac{1}{6} \quad \frac{6}{15} = \frac{2}{5} \quad \frac{6}{8} = \frac{3}{4} \quad \frac{27}{45} = \frac{3}{5}$$

$$\frac{16}{24} = \frac{2}{3} \quad \frac{24}{27} = \frac{8}{9} \quad \frac{35}{84} = \frac{5}{12} \quad \frac{18}{60} = \frac{3}{10}$$

$$\frac{15}{30} = \frac{1}{2} \quad \frac{5}{40} = \frac{1}{8} \quad \frac{32}{40} = \frac{4}{5} \quad \frac{4}{6} = \frac{2}{3}$$

$$\frac{9}{18} = \frac{1}{2} \quad \frac{28}{40} = \frac{7}{10} \quad \frac{9}{27} = \frac{1}{3} \quad \frac{40}{55} = \frac{8}{11}$$

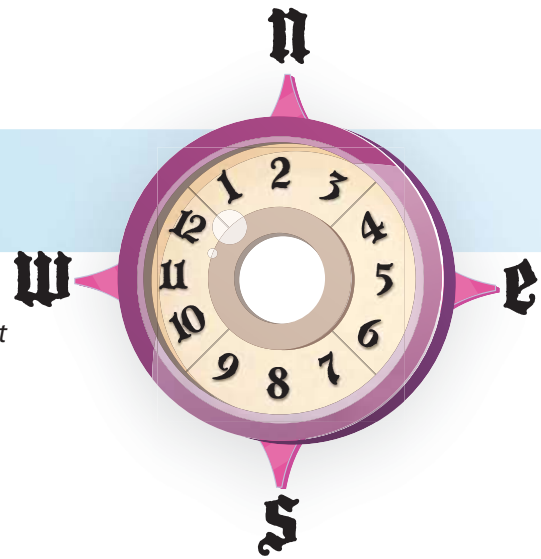
11 is between 9 and 12,
so go west



Answer Sheet

M A T H
F R A C T I O N S

Steer & Simplify #3



Navigate the treacherous seas by simplifying the following fractions. Use the compass on the right to guide you. Start at the red arrow and go north, south, east or west to the next square with each fraction you reduce. Draw a line to track your journey. Show your work.

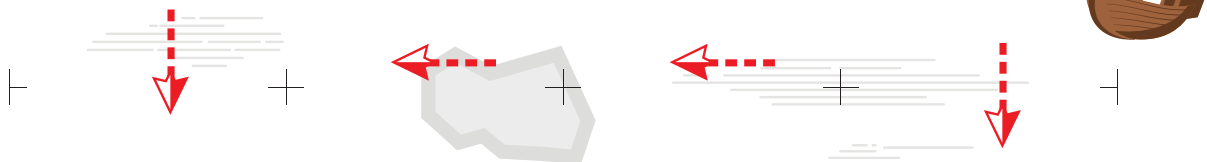
Compass Instructions: Once you reduce a fraction completely, look at its denominator and then find that number on the compass and move in the direction it points.

$$\frac{15}{40} = \frac{3}{8}$$

$$\frac{27}{90} = \frac{3}{10}$$

$$\frac{5}{60} = \frac{1}{12}$$

$$\frac{12}{42} = \frac{2}{7}$$



$$\frac{12}{30} = \frac{2}{5}$$

$$\frac{27}{63} = \frac{3}{7}$$

$$\frac{8}{16} = \frac{1}{2}$$

$$\frac{7}{63} = \frac{1}{9}$$

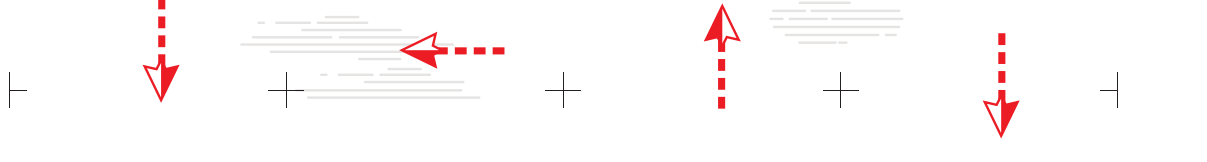


$$\frac{2}{16} = \frac{1}{8}$$

$$\frac{30}{55} = \frac{6}{11}$$

$$\frac{7}{14} = \frac{1}{2}$$

$$\frac{15}{24} = \frac{5}{8}$$



$$\frac{11}{55} = \frac{1}{5}$$

$$\frac{12}{54} = \frac{2}{9}$$

$$\frac{8}{12} = \frac{2}{3}$$

$$\frac{49}{70} = \frac{7}{10}$$

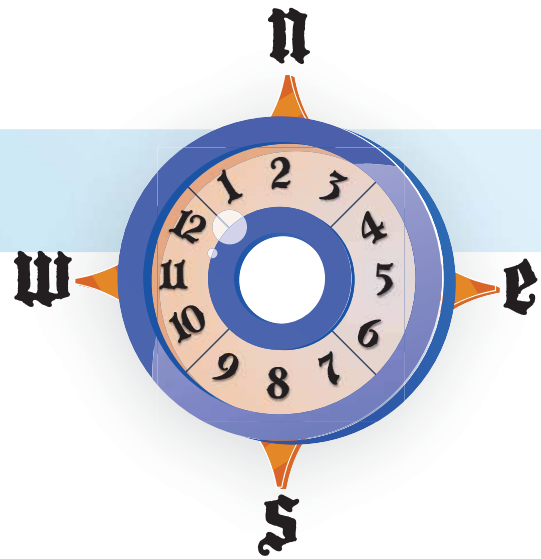


Answer Sheet

Answer Sheet

MATH
FRACTIONS

Steer & Simplify #4



Navigate the treacherous seas by simplifying the following fractions. Use the compass on the right to guide you. Start at the red arrow and go north, south, east or west to the next square with each fraction you reduce. Draw a line to track your journey. Show your work.

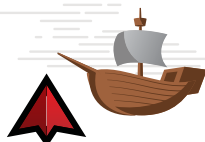
Compass Instructions: Once you reduce a fraction completely, look at its denominator and then find that number on the compass and move in the direction it points.

$$\frac{4}{20} = \frac{1}{5} \quad \frac{6}{36} = \frac{1}{6} \quad \frac{18}{45} = \frac{2}{5} \quad \frac{7}{49} = \frac{1}{7}$$

$$\frac{4}{6} = \frac{2}{3} \quad \frac{10}{14} = \frac{5}{7} \quad \frac{27}{90} = \frac{3}{10} \quad \frac{25}{55} = \frac{5}{11}$$

$$\frac{3}{9} = \frac{1}{3} \quad \frac{24}{27} = \frac{8}{9} \quad \frac{20}{25} = \frac{4}{5} \quad \frac{15}{21} = \frac{5}{7}$$

$$\frac{10}{15} = \frac{2}{3} \quad \frac{9}{45} = \frac{1}{5} \quad \frac{4}{8} = \frac{1}{2} \quad \frac{35}{45} = \frac{7}{9}$$



Answer Sheet

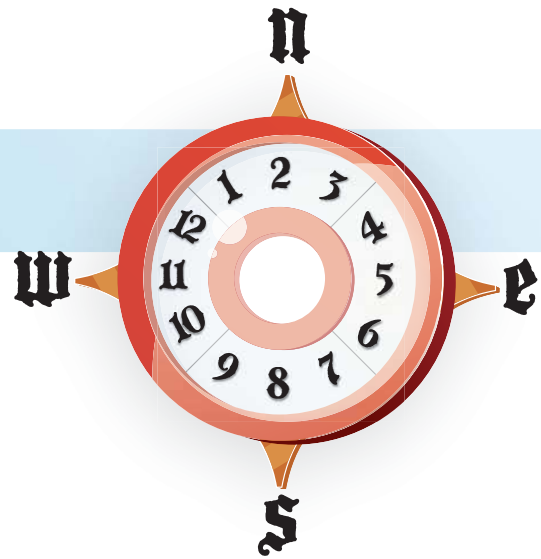
Answer Sheet

MATH
FRACTIONS

Steer & Simplify #5

Navigate the treacherous seas by simplifying the following fractions. Use the compass on the right to guide you. Start at the red arrow and go north, south, east or west to the next square with each fraction you reduce. Draw a line to track your journey. Show your work.

Compass Instructions: Once you reduce a fraction completely, look at its denominator and then find that number on the compass and move in the direction it points.



A grid of 20 squares containing fractions to be simplified. A red dashed line traces a path from the top-right square to the bottom-right square, avoiding grey rock obstacles. A red arrow points to the starting square (top-right), and a small boat icon is at the end of the path (bottom-right).

$\frac{6}{15} = \frac{2}{5}$	$\frac{5}{35} = \frac{1}{7}$	$\frac{4}{40} = \frac{1}{10}$	$\frac{4}{48} = \frac{1}{12}$
$\frac{8}{40} = \frac{1}{5}$	$\frac{15}{33} = \frac{5}{11}$	$\frac{5}{30} = \frac{1}{6}$	$\frac{7}{21} = \frac{1}{3}$
$\frac{2}{8} = \frac{1}{4}$	$\frac{9}{12} = \frac{3}{4}$	$\frac{3}{6} = \frac{1}{2}$	$\frac{28}{32} = \frac{7}{8}$
$\frac{5}{10} = \frac{1}{2}$	$\frac{18}{66} = \frac{3}{11}$	$\frac{42}{60} = \frac{7}{10}$	$\frac{2}{24} = \frac{1}{12}$

Answer Sheet

Answer Sheet

MATH
FRACTIONS



Skill Practice 1

Simplifying Fractions

1

☼ Simplify the following fractions. Show your work.

$$\frac{15}{30} = \frac{1}{2}$$

$$\frac{16}{80} = \frac{1}{5}$$

$$\frac{18}{24} = \frac{3}{4}$$

$$\frac{45}{54} = \frac{5}{6}$$

$$\frac{55}{66} = \frac{5}{6}$$

$$\frac{18}{72} = \frac{1}{4}$$

$$\frac{14}{42} = \frac{1}{3}$$

$$\frac{27}{54} = \frac{1}{2}$$

$$\frac{35}{50} = \frac{7}{10}$$

☼ Now that you've got the hang of it, look closely at the following fractions. They do not simplify very well, but they are very close to a simplifiable fraction. For example, $\frac{19}{60}$ cannot be simplified, but we know that $\frac{20}{60} = \frac{1}{3}$. So, $\frac{19}{60}$ can be approximated to $\frac{1}{3}$. Be sure to show your work.

$$\frac{19}{30} \approx \frac{2}{3}$$

$$\frac{14}{41} \approx \frac{1}{3}$$

$$\frac{20}{81} \approx \frac{1}{4}$$

$$\approx \frac{20}{30} \rightarrow \frac{2}{3}$$

$$\frac{24}{49} \approx \frac{1}{2}$$

$$\frac{17}{80} \approx \frac{1}{5}$$

$$\frac{27}{37} \approx \frac{3}{4}$$

$$\frac{23}{72} \approx \frac{1}{3}$$

$$\frac{13}{21} \approx \frac{2}{3}$$

$$\frac{99}{100} \approx 1$$



Answer Sheet

Answer Sheet

MATH
FRACTIONS



Skill Practice 2

Simplifying Fractions

✪ Simplify the following fractions. Show your work.

$$\frac{22 \div 22}{66 \div 22} = \frac{1}{3}$$

$$\frac{15}{20} = \frac{3}{4}$$

$$\frac{28}{42} = \frac{2}{3}$$

$$\frac{12}{36} = \frac{1}{3}$$

$$\frac{28}{35} = \frac{4}{5}$$

$$\frac{24}{40} = \frac{3}{5}$$

$$\frac{19}{76} = \frac{1}{4}$$

$$\frac{18}{60} = \frac{3}{10}$$

$$\frac{23}{46} = \frac{1}{2}$$

✪ Now that you've got the hang of it, look closely at the following fractions. They do not simplify very well, but they are very close to a simplifiable fraction. For example, $\frac{45}{61}$ cannot be simplified, but we know that $\frac{45}{60} = \frac{3}{4}$. So, $\frac{45}{61}$ can be approximated to $\frac{3}{4}$. Be sure to show your work.

$$\frac{45}{51} \approx \frac{9}{10}$$

$\approx \frac{45 \div 5}{50 \div 5} \rightarrow \frac{9}{10}$

$$\frac{11}{45} \approx \frac{1}{4}$$

$$\frac{13}{24} \approx \frac{1}{2}$$

$$\frac{23}{30} \approx \frac{4}{5}$$

$$\frac{89}{90} \approx 1$$

$$\frac{31}{36} \approx \frac{8}{9}$$

$$\frac{37}{72} \approx \frac{1}{2}$$

$$\frac{49}{64} \approx \frac{3}{4}$$

$$\frac{10}{61} \approx \frac{1}{6}$$



Answer Sheet

Answer Sheet

MATH
FRACTIONS



Skill Practice 3

Simplifying Fractions

✪ Simplify the following fractions. Show your work.

$$\frac{12 \div 6}{30 \div 6} = \frac{2}{5}$$

$$\frac{20}{24} = \frac{5}{6}$$

$$\frac{63}{70} = \frac{9}{10}$$

$$\frac{5}{15} = \frac{1}{3}$$

$$\frac{27}{45} = \frac{3}{5}$$

$$\frac{10}{20} = \frac{1}{2}$$

$$\frac{3}{18} = \frac{1}{6}$$

$$\frac{18}{27} = \frac{2}{3}$$

$$\frac{24}{32} = \frac{3}{4}$$

✪ Now that you've got the hang of it, look closely at the following fractions. They do not simplify very well, but they are very close to a simplifiable fraction. For example, **51/100** cannot be simplified, but we know that **50/100 = 1/2**. So, **50/100** can be approximated to **1/2**. Be sure to show your work.

$$\frac{16}{63} \approx \frac{1}{4}$$

$$\frac{75}{99} \approx \frac{3}{4}$$

$$\frac{13}{25} \approx \frac{1}{2}$$

$$\approx \frac{16 \div 16}{64 \div 16} \rightarrow \frac{1}{4}$$

$$\frac{19}{100} \approx \frac{1}{5}$$

$$\frac{11}{72} \approx \frac{1}{6}$$

$$\frac{41}{63} \approx \frac{2}{3}$$

$$\frac{28}{71} \approx \frac{2}{5}$$

$$\frac{24}{99} \approx \frac{1}{4}$$

$$\frac{19}{98} \approx \frac{1}{5}$$



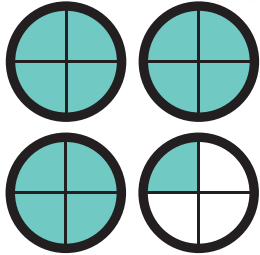
Answer Sheet

Feed The Kramsters!

Kramsters are very picky eaters. Feed each kramster the correct number of pellets by converting the following improper fractions to mixed numbers. Color in the pellets to match each mixed number.


EXAMPLE:

$$\frac{13}{4}$$

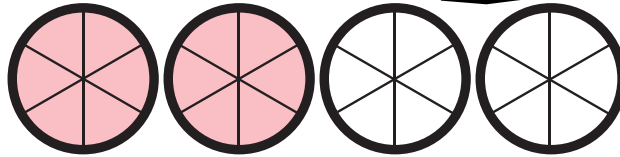


$$\rightarrow 3\frac{1}{4}$$

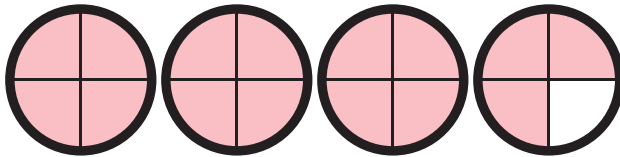
ANSWERS



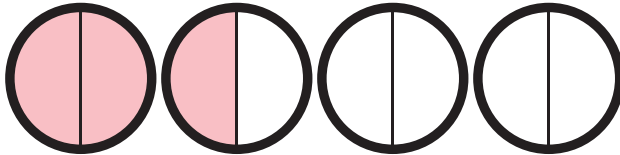
$$\frac{12}{6} = 2$$



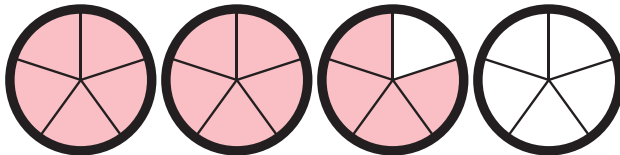
$$\frac{15}{4} = 3\frac{3}{4}$$



$$\frac{3}{2} = 1\frac{1}{2}$$

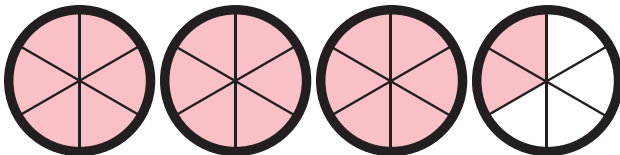


$$\frac{14}{5} = 2\frac{4}{5}$$



For the last one, shade in the pellets using your own outlines.

$$\frac{20}{6} = 3\frac{1}{3}$$




Answer Sheet

Feed The Kramsters!

Kramsters are very picky eaters. Feed each kramster the correct number of pellets by converting the following improper fractions to mixed numbers. Color in the pellets to match each mixed number.


EXAMPLE:

$$\frac{8}{3}$$

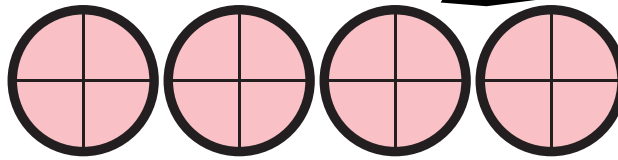


$$\rightarrow 2\frac{2}{3}$$

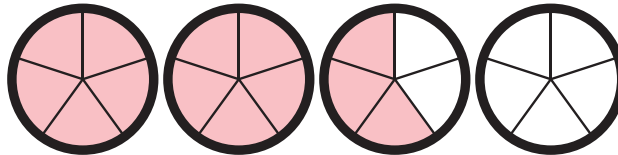
ANSWERS



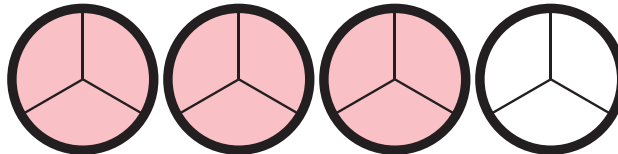
$$\frac{16}{4} = 4$$



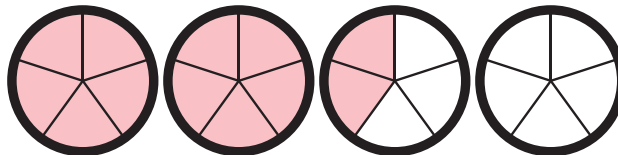
$$\frac{13}{5} = 2\frac{3}{5}$$



$$\frac{9}{3} = 3$$

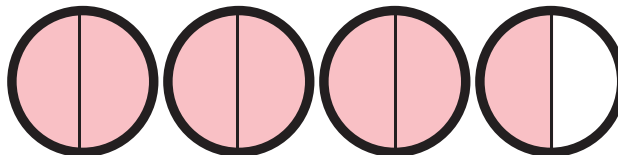


$$\frac{12}{5} = 2\frac{2}{5}$$



For the last one, shade in the pellets using your own outlines.

$$\frac{7}{2} = 3\frac{1}{2}$$



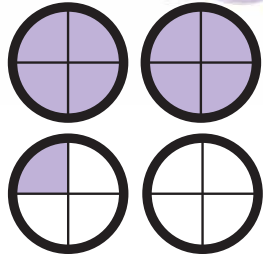
Answer Sheet

Feed The Kramsters!

Kramsters are very picky eaters. Feed each kramster the correct number of pellets by converting the following improper fractions to mixed numbers. Color in the pellets to match each mixed number.

EXAMPLE:

$$\frac{9}{4}$$

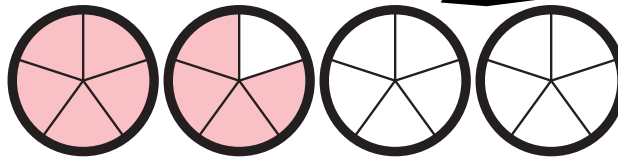


$$\rightarrow 2\frac{1}{4}$$

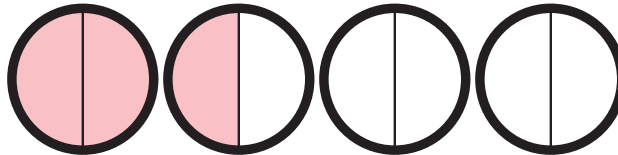
ANSWERS



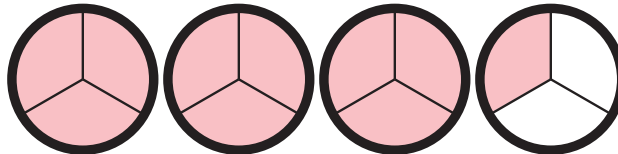
$$\frac{9}{5} = 1\frac{4}{5}$$



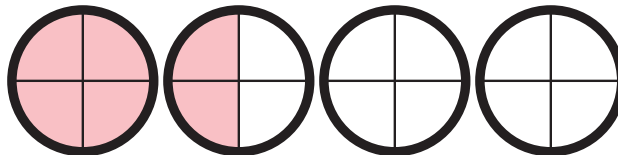
$$\frac{3}{2} = 1\frac{1}{2}$$



$$\frac{10}{3} = 3\frac{1}{3}$$

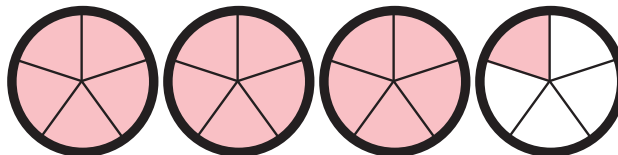


$$\frac{6}{4} = 1\frac{1}{2}$$



For the last one, shade in the pellets using your own outlines.

$$\frac{16}{5} = 3\frac{1}{5}$$



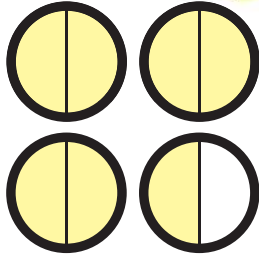
Answer Sheet

Feed The Kramsters!

Kramsters are very picky eaters. Feed each kramster the correct number of pellets by converting the following improper fractions to mixed numbers. Color in the pellets to match each mixed number.


EXAMPLE:

$$\frac{7}{2}$$

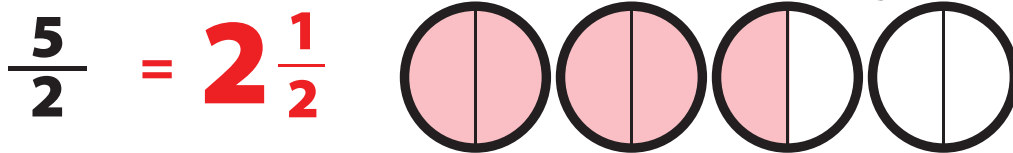


$$\rightarrow 3\frac{1}{2}$$

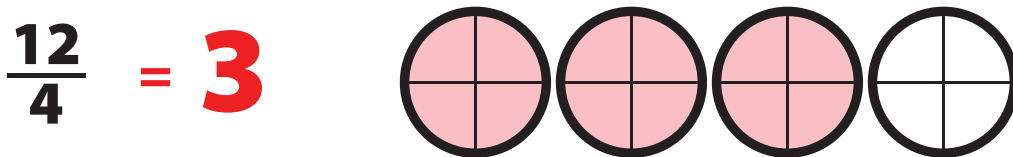
ANSWERS



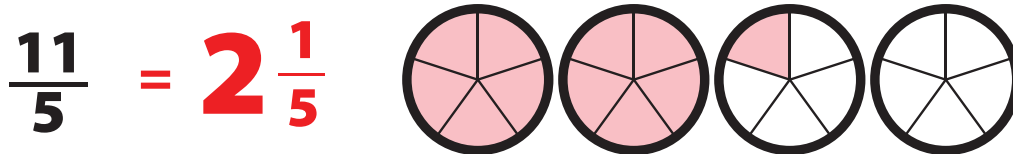
$$\frac{5}{2} = 2\frac{1}{2}$$



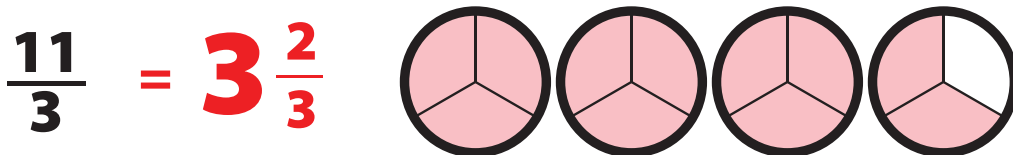
$$\frac{12}{4} = 3$$



$$\frac{11}{5} = 2\frac{1}{5}$$

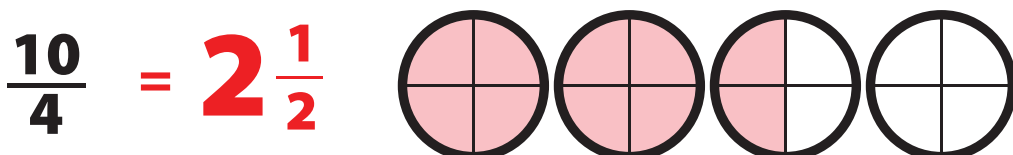


$$\frac{11}{3} = 3\frac{2}{3}$$



For the last one, shade in the pellets using your own outlines.

$$\frac{10}{4} = 2\frac{1}{2}$$




Answer Sheet

Feed The Kramsters!

Kramsters are very picky eaters. Feed each kramster the correct number of pellets by converting the following improper fractions to mixed numbers. Color in the pellets to match each mixed number.


EXAMPLE:

$$\frac{12}{5}$$

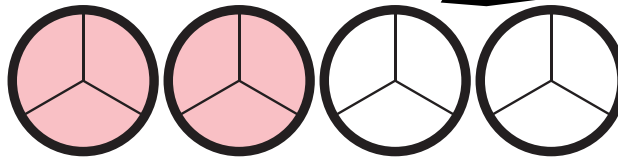


$$\rightarrow 2\frac{2}{5}$$

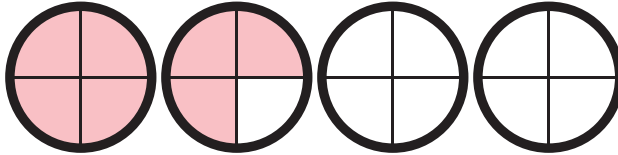
ANSWERS



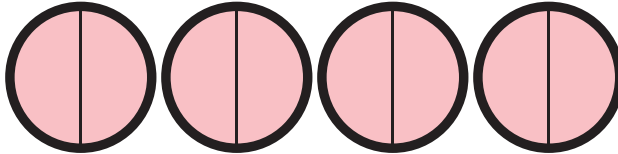
$$\frac{6}{3} = 2$$



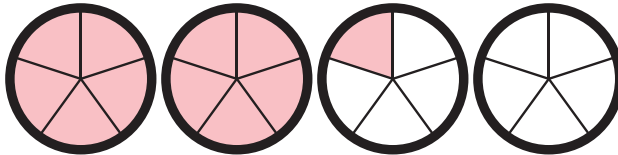
$$\frac{7}{4} = 1\frac{3}{4}$$



$$\frac{8}{2} = 4$$

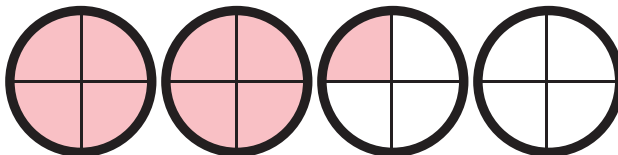


$$\frac{11}{5} = 2\frac{1}{5}$$



For the last one, shade in the pellets using your own outlines.

$$\frac{9}{4} = 2\frac{1}{4}$$




Answer Sheet


ANSWER SHEETS

Colorful Plants: Practicing Fractions


Color in the flowers and fruits according to the description below.




One-third are red flowers.
Two-sixth are in pink.
Three-ninth are in blue.



Two-fourths of the apples are green.
Two-fourths of the rest are red.
What is left are black.



Two-thirds of the tulips are orange.
One-sixth are in pink.
The rest are red.



One-third are red flowers.
One-fourth are in pink.
The rest are purple.

Answer Sheet

Ranking Fractions

Rank the fractions in order from the largest to the smallest value and write the order in the space below. *Bonus: Find the row that has two equivalent fractions.*

$$\frac{1}{5}$$

$$\frac{3}{4}$$

$$\frac{1}{3}$$

$$\frac{2}{4}$$

$$\frac{6}{24}$$

$$\frac{3}{4}$$

$$\frac{1}{2}$$

$$\frac{1}{3}$$

$$\frac{6}{24}$$

$$\frac{1}{5}$$

$$\frac{1}{1}$$

$$\frac{12}{30}$$

$$\frac{3}{30}$$

$$\frac{8}{24}$$

$$\frac{4}{10}$$

$$\frac{1}{1}$$

$$\frac{12}{30}$$

$$\frac{4}{10}$$

$$\frac{8}{24}$$

$$\frac{3}{30}$$

equivalent

$$\frac{5}{8}$$

$$\frac{5}{15}$$

$$\frac{15}{20}$$

$$\frac{14}{14}$$

$$\frac{3}{6}$$

$$\frac{14}{14}$$

$$\frac{15}{20}$$

$$\frac{5}{8}$$

$$\frac{3}{6}$$

$$\frac{5}{15}$$

$$\frac{3}{6}$$

$$\frac{50}{50}$$

$$\frac{9}{12}$$

$$\frac{2}{20}$$

$$\frac{7}{10}$$

$$\frac{50}{50}$$

$$\frac{9}{12}$$

$$\frac{7}{10}$$

$$\frac{3}{6}$$

$$\frac{2}{20}$$

$$1$$

$$\frac{50}{100}$$

$$2$$

$$\frac{4}{10}$$

$$\frac{2}{3}$$

$$2$$

$$1$$

$$\frac{2}{3}$$

$$\frac{50}{100}$$

$$\frac{4}{10}$$

$$\frac{1}{2}$$

$$\frac{1}{3}$$

$$\frac{3}{4}$$

$$\frac{4}{5}$$

$$\frac{5}{6}$$

$$\frac{5}{6}$$

$$\frac{4}{5}$$

$$\frac{3}{4}$$

$$\frac{1}{2}$$

$$\frac{1}{3}$$

