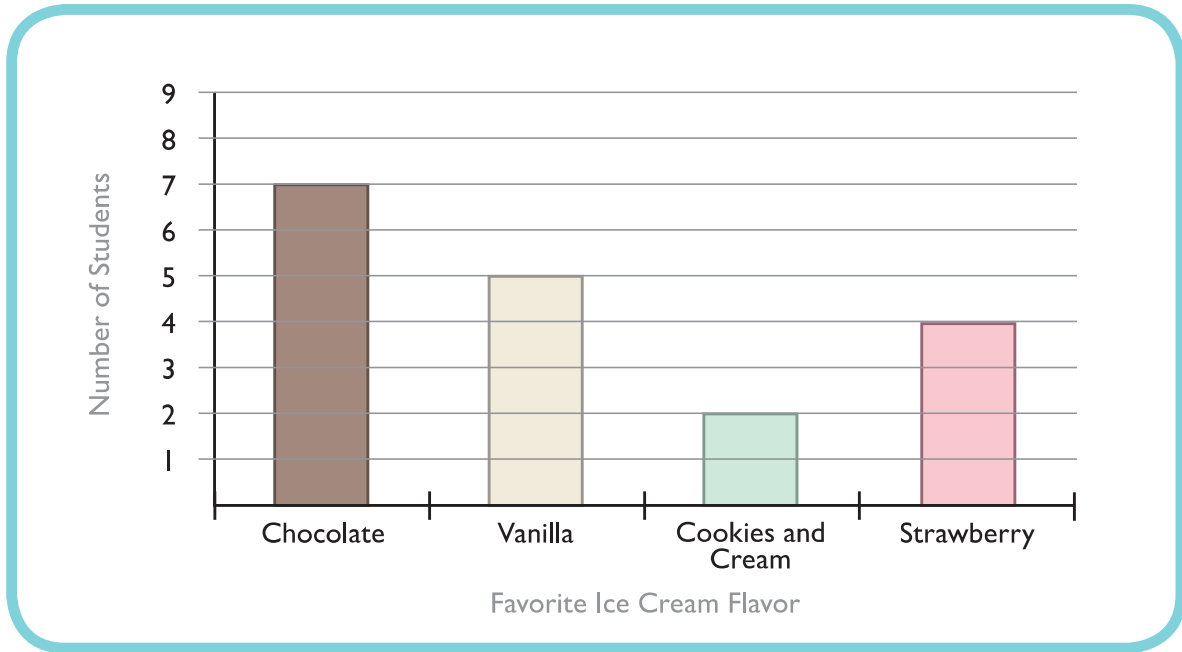



Coming Up with Questions



Glenn wanted to know what his friends' favorite flavors of ice cream are, so he surveyed his friends and made a graph of his findings. Look at the bar graph, and come up with three questions about the graph to ask a friend or family member. Write them in the spaces below.




Example: Which flavor of ice cream is the most popular?



Pictograph Questions

Emily likes to ride her bike, so she decided to make a graph of how much she rides her bike over the course of a week. Look at the pictograph she made, and come up with three questions about the graph to ask a friend or family member. Write them in the spaces below.

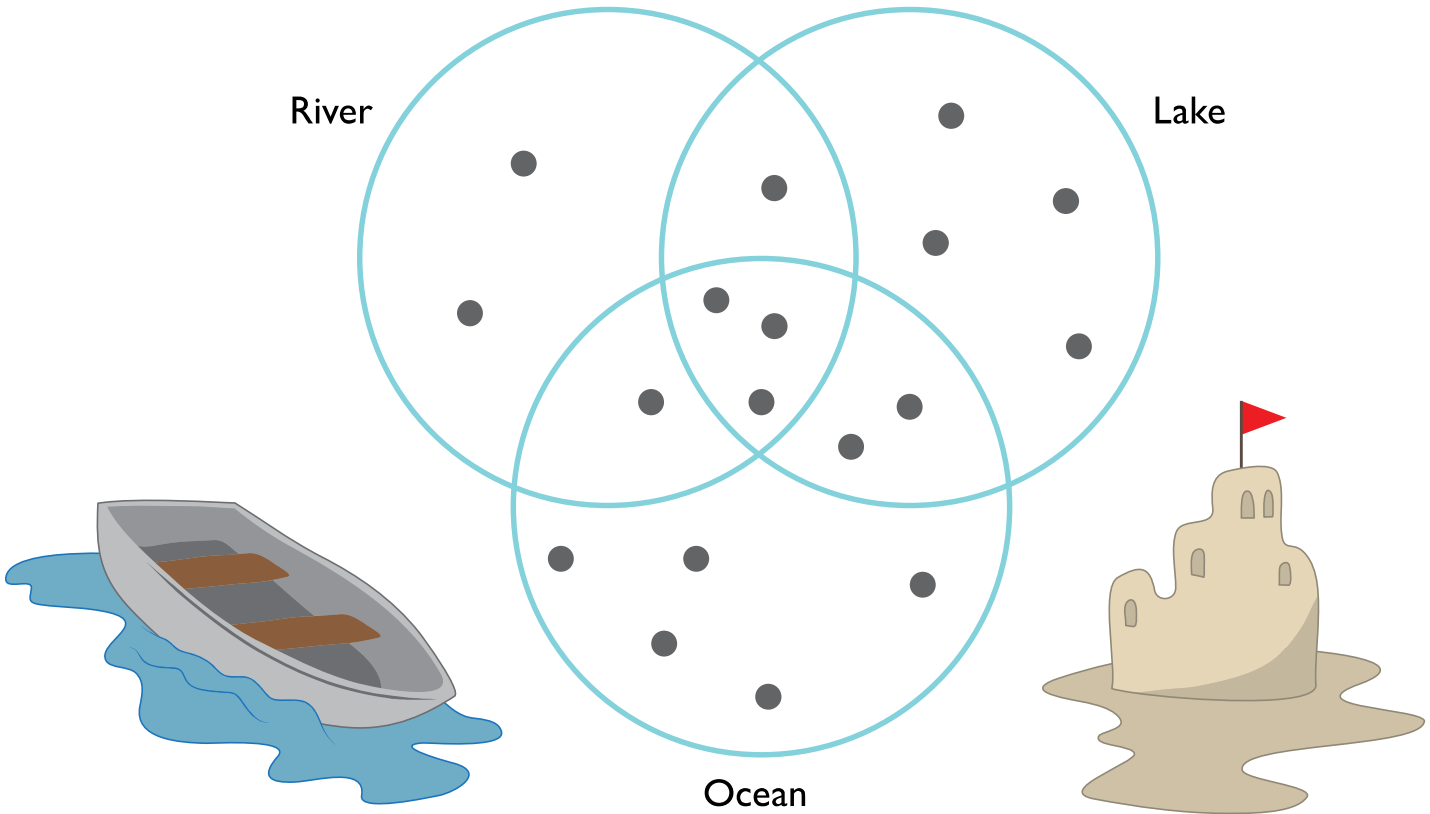


 = 10 minutes of bike riding

Example: What day did Emily ride her bike the least?

Venn Diagram Questions

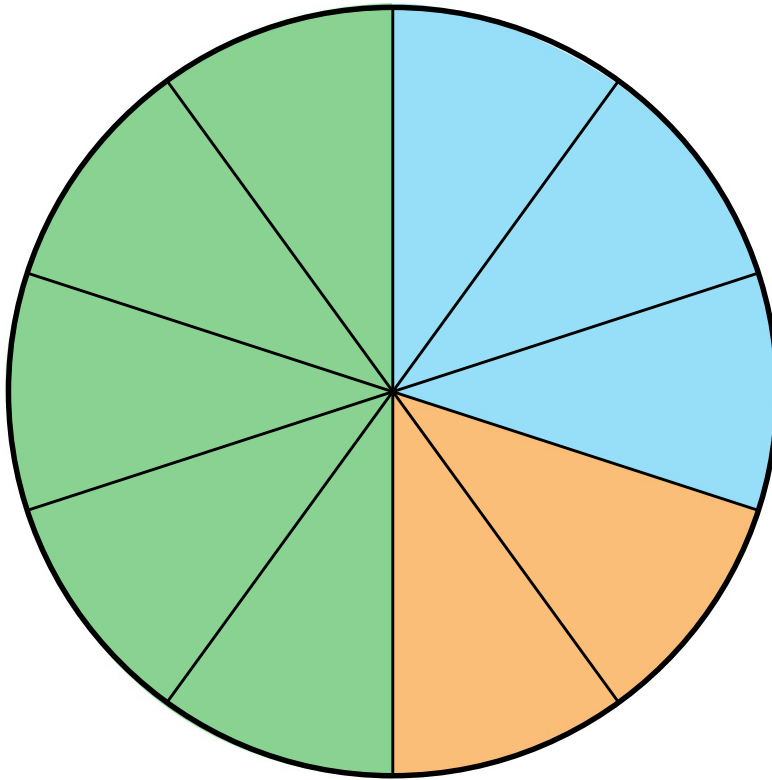
Jordan made a graph of his friends' responses about whether they like the ocean, the lake, or the river better. Look at the Venn diagram, and come up with three questions about the graph to ask a friend or family member. Write them in the spaces below.



Example: How many of Jordan's friends like only the ocean?

Pie Chart Questions

Sue went to the local pool to survey what kind of pool toys are most popular. Look at the pie graph, and come up with three questions about the graph to ask a friend or family member. Write them in the spaces below.



Noodle



Doughnut



Board

Example: Which pool toy was the most common?

Great job!

_____ is an Education.com math superstar

