

The Quarter



The quarter is called 25¢, 25 cents, or twenty five cents. George Washington was our 1st President and he is on the front of the quarter.

Trace the word below.

quarter

quarter

Count and add up all of the coins.



Color the quarter.



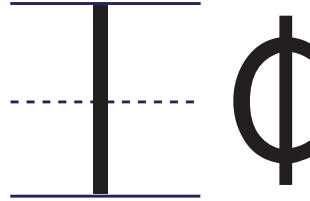
front



back

Pennies and Cents

1 PENNY is the same as 1 CENT.



Count the **PENNIES** and write the number of **CENTS** on each line.



_____ ¢



_____ ¢



_____ ¢



_____ ¢




_____ ¢



_____ ¢

Dimes and Cents

1 DIME is the same as 10 CENTS.



Count the **DIMES** and write the number of **CENTS** on each line.



_____ ¢



_____ ¢



_____ ¢



_____ ¢



_____ ¢













Quarters and Cents

1 QUARTER is the same as 25 CENTS.



25¢

Count the **QUARTERS** and write the number of **CENTS** on each line.

An orange crayon with a pink eraser and a grey ferrule. A single US quarter coin is placed on the crayon.

_____ ¢

An orange crayon with a pink eraser and a grey ferrule. Two US quarter coins are placed on the crayon.

_____ ¢

An orange crayon with a pink eraser and a grey ferrule. Three US quarter coins are placed on the crayon.

_____ ¢

Count the **QUARTERS** and write the number of **DOLLARS** on the line.


An orange crayon with a pink eraser and a grey ferrule. Four US quarter coins are placed on the crayon.

_____ \$




Counting Money

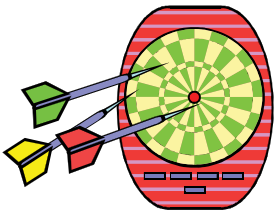

Cut out the coins and glue them to equal the amount shown.



11¢




30¢



75¢




26¢




Counting Money


Cut out the coins and glue them to equal the amount shown.





65¢





11¢



46¢



30¢



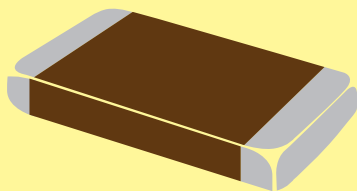
Shopping with Quarters

How many quarters do you need to buy each piece of candy?
Cut out the quarters and glue the correct amount next to the candy.


50¢



\$1





25¢



Money in the Bank

Deposit the coins below by drawing an arrow from each coin to the piggy bank showing its amount.

#2




Fruit Stand

Read the price for each fruit.

Draw a line to the money you need to buy it.




12¢




6¢



20¢



27¢




16¢



Farmers Market


Next to each item is the the amount of money you need to buy the item. Count the coins and write how much each item costs.




_____ ¢




_____ ¢



_____ ¢



_____ ¢



_____ ¢

Great job!

_____ is an Education.com math superstar

