

Time & Money

Math

1st
GRADE



8
9
10
11

11:59
12:00

a.m.
p.m.



1
2
3
4

Table of Contents

Time and Money Math

Match the Clock #1

Showtime!

Tick-tock

Match the Clock #2

Draw the Correct Time #1

Draw the Correct Time #2

Draw the Correct Time #3

Digital Watch

A.M. or P.M.

The Penny

The Dime

The Nickel

The Quarter

Pennies and Cents

Dimes and Cents

Quarters and Cents

Counting Money #1

Counting Money #2

Shopping with Quarters

Money in the Bank #1

Money in the Bank #2

Money in the Bank #3

Fruit Stand


Farmers Market

Certificate of Completion


Want more workbooks? Join Education.com Plus to save time and money.
<http://www.education.com/education-plus/>

Match the Clock


Draw a line to connect the matching times.




11:30



5:15



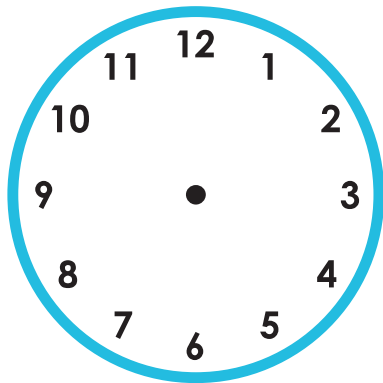
9:15



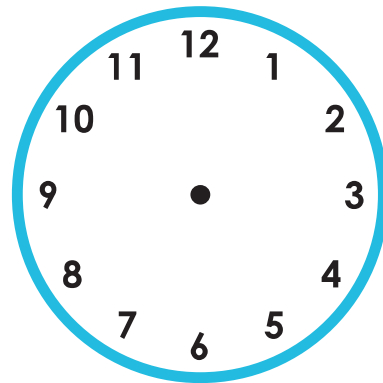
3:45

Showtime!

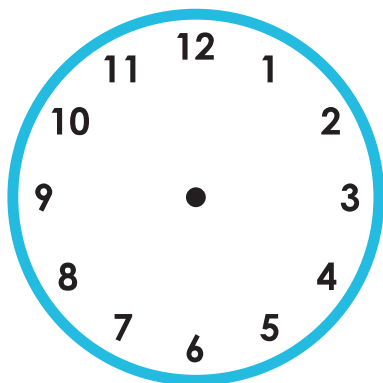
Draw in the hands of the clock to show the time written below it.



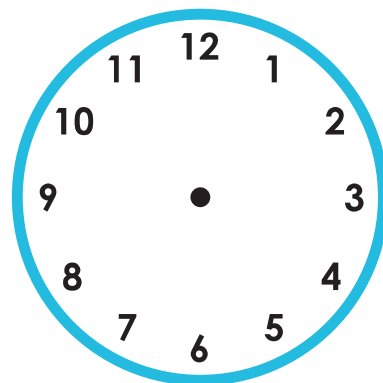
3:00



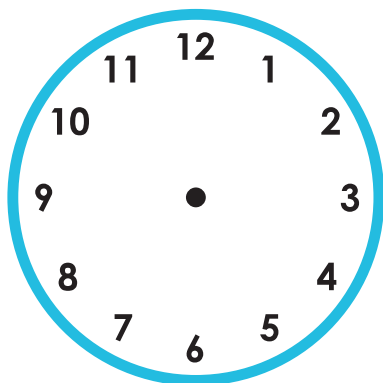
7:00



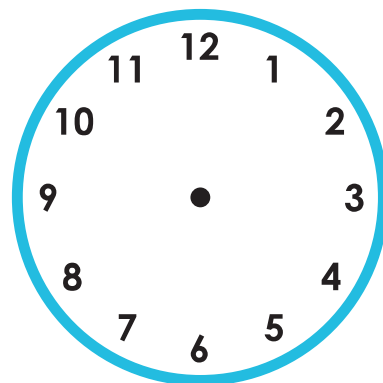
10:00



5:00



8:00





2:00


Tick-tock


Below each clock, write the time the clock shows.
















Match the Clock


Draw a line to connect the matching times.




4:15



12:30




7:15




1:45

Draw the Correct Time


Draw the hands on each clock to express the time shown below it.




8:45



6:30




3:15




1:45

Draw the Correct Time


Draw the hands on each clock to express the time shown below it.




12:15



2:45




5:30




11:45

Draw the Correct Time


Draw the hands on each clock to express the time shown below it.




10:30



7:45




9:15



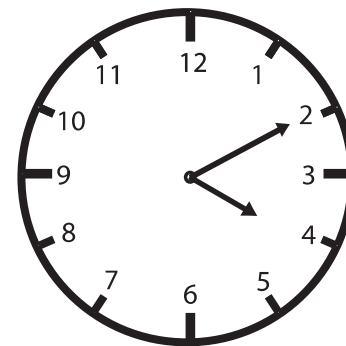






4:00

Digital Watch

Read the time on the analog watch and write it in digital form.
See the example below.



10:30



a.m. Or p.m.

a.m. means "before midday" (12 o'clock at night to 12 o'clock noon).
p.m. means "after midday" (12 o'clock noon to 12 o'clock at night).
Read the sentences and write whether the events happened in the a.m. or p.m. See the example.



Tylor goes to school at 7 o'clock every morning.

Answer


a.m.



At 9 o'clock. Neil fried scramble eggs for his breakfast.



We come back from school in the afternoon.



We watch television after dinner every day.



The plane will take off before noon.



I love bedtime stories.



What about a campfire?

The Penny

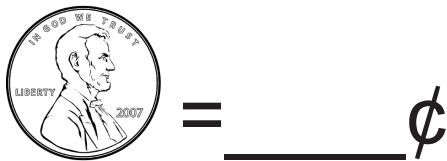


The penny is called 1¢, 1 cent, or one cent. Abraham Lincoln was our 16th President and he is on the front of the penny.

Trace the word below.

penny penny penny

Count and add up all of the coins.



Color the penny.



front



back

The Dime



The dime is called 10¢, 10 cents, or ten cents. Franklin Roosevelt was our 32nd President and he is on the front of the dime.

Trace the word below.

dime dime dime

Count and add up all of the coins.



Color the dime.



front



back

The Nickel



The nickel is called 5¢, 5 cents, or five cents. Thomas Jefferson was our 3rd President and he is on the front of the nickel.

Trace the words below.

nickel nickel nickel

Count and add up
all of the coins.



Color the nickel.



front



back