



The Results Are In:

Interpreting Data

2nd
GRADE



Type of Food	Tally	Total
Lemonade		4
Watermelon		2
Popsicles		
		Grand Total:

What food is the **MOST** common?

What food is the **least** common?

How many more popsicles than watermelon are there?

Table of Contents

The Results Are In: Interpreting Data

The BBQ
Fruit Survey
Picnic Bar Graph
Favorite BBQ Food
Favorite Picnic Spots
Cold Drinks
Hiking Bar Graph
Jake's Nature Hike
Hiking Buddies Graph
Pick a Flower Pictograph
Lemonade Stand
Summer Hobbies
BBQ Food
Pool Toys
In the Band Diagram
A Slice of the Fair
Coming Up with Questions
Pictograph Questions
Venn Diagram Questions
Pie Chart Questions










Certificate of Completion

Want more workbooks? Join Education.com Plus to save time and money.
<http://www.education.com/education-plus/>


The BBQ

Look at the pictures from Katy's barbecue. Count and record the numbers of each kind of food in the tally chart on the next page.


Then answer the questions below.



The BBQ Tally Sheet




Type of Food	Tally	Total
Lemonade	//	2
Hot dogs		
Apples		
Watermelon		
Popsicles		
Grand Total:		




What food is the most common?

What food is the least common?

How many more popsicles than apples are there?






Fruit Survey

Survey your friends and family about their favorite fruit.
Then record it in the chart, and answer the questions below.

Name	Favorite Types of Fruit (can be more than one)



What is the most common fruit that people liked?

How many types of fruits did people like in total?

What is the least common fruit that people liked?

