

<p>T: Asks Ss to look and comment on the bold letters. Ss: Look and comment.</p>	<p>father brother close</p>
<p>T: Reads first and guides Ss reading. Ss: Listen, repeat it right. Ss: Read in chorus and individual T: Corrects Ss' mistakes. 3.3. Activity 3 T: Explains difference between “this” and “that”. Ss: Listen and remember. T: Asks Ss to complete the sentences. Ss: Complete the sentences. T: Asks 2 Ss to write the result on the board, some Ss read - others remark. T: Feedbacks, corrects, gives mark 3.4. Activity 4 T: Asks Ss to read the passage and find new structure. T: Explains the meaning. T: Reads the passage first. Ss: Listen. T: Guides Ss to read. Ss: Listen and repeat. Read in chorus and individual T: Corrects Ss' mistakes.</p>	<p>9' 6. Let's write</p> <p><u>Ex:</u> 1. This is <i>Linh</i>. 2. That is <i>my mother</i>.</p> <p>5' 7. Read aloud</p> <p><u>*Structure:</u> We're together.</p>

4. Consolidation: (3')

T: Retells the main content.

Ss: Listen and remember.

5. Homework: (1')

- Learn the lesson.
- Prepare section B 1, 2, 3.

Teaching date:

3C, 3D: 21/01/20..

3A, 3B: 22/01/20..

Period 38

UNIT 7: FAMILY MEMBERS

B 1, 2, 3

I. Objectives By the end of the lesson, Ss will be able to:

1. Knowledge: Ask the names of family members and listen comprehension the situations about family members.

2. Skill: Listening and speaking.

<p>explains.</p> <p>3.3. Activity 2 T: Asks Ss to look the picture at book and remark. Ss: Look and remark. T: Gives examples to explain the exercises.</p>	<p>9'</p>	<p>A: What's his/her name? B: His/Her name's ...</p> <p>2. Let's talk</p> <p><u>Ex:</u> A: What's his name?</p>
<p>Ss: Listen and repeat. T: Asks Ss to practice speaking in pairs. Ss: Work in pairs. T: Calls some Ss to practice in front of the class and corrects Ss' mistakes.</p> <p>3.4. Activity 3 T: Asks Ss to look at the pictures and remark. Ss: Look and remark. T: Reads the listening 3 times. Ss: Listen and number.</p> <p>T: Asks Ss to say the result. Ss: Say the result - the others remark. T: Feedbacks. T: Asks Ss to listen again and gives keys.</p>	<p>7'</p>	<p>B: His name's Tuan A: What's her name? B: Her name's Linh</p> <p>3. Listen and number</p> <p>* <u>Listening:</u> 1. This is my mother. Her name's Huong. 2. This is my father. His name's Son. 3. A: Who's that? B: That's my sister. Her name's Nga.</p> <p>* <u>Answer keys:</u> 1. b 2. a 3. c</p>

4. Consolidation: (3')

T: Retells the main content of the lesson.

Ss: Listen and remember.

5. Home work: (1')

- Practice structures again.

- Prepare section B 4, 5, 6, 7.

Teaching date:

3C, 3D: 23/01/20..

3A, 3B: 24/01/20..

Period 39

UNIT 7: FAMILY MEMBERS

B 4, 5, 6, 7

I. Objectives By the end of the lesson, Ss will be able to:

1. Knowledge: Read the sentences and match them with suitable pictures, write about their family members and complete Crossword Puzzle.

2. Skill: Reading and writing.

3. Attitude: Love family members.

II. Preparation

- **Teacher's:** Text book, subboard.

- **Students':** Text book.

III. Procedures

1. Organization: (1')

Class	Total	Out	Class	Total	Out
3A	3C
3B	3D

2. Check up: (3')

T: Asks Ss to ask and answer about the names of family members (using Ss' photographs)

Ss: Ask and answer: A: Who's that?

B: That's my ... (mother/father/brother/sister)

A: What's his/her name?

B: His/Her name's ...

T: Remarks and gives mark.

3. New lesson

Teacher's and Students' activities	T	Content																		
<p>3.1. Warm up *Matching T: Guides Ss how to play the game. Ss: Play the game in two groups. T: Feedbacks.</p>	<p>3'</p>	<p>Matching</p> <table border="1" style="margin-left: auto; margin-right: auto;"> <thead> <tr> <th style="text-align: center;">A</th> <th style="text-align: center;">M</th> <th style="text-align: center;">B</th> </tr> </thead> <tbody> <tr> <td style="text-align: center;">1. mother</td> <td style="text-align: center;">1 ...</td> <td style="text-align: center;">a. chị gái</td> </tr> <tr> <td style="text-align: center;">2. his</td> <td style="text-align: center;">2 ...</td> <td style="text-align: center;">b. bố</td> </tr> <tr> <td style="text-align: center;">3. her</td> <td style="text-align: center;">3 ...</td> <td style="text-align: center;">c. mẹ</td> </tr> <tr> <td style="text-align: center;">4. father</td> <td style="text-align: center;">4 ...</td> <td style="text-align: center;">d. của anh ấy, ..</td> </tr> <tr> <td style="text-align: center;">5. sister</td> <td style="text-align: center;">5 ...</td> <td style="text-align: center;">e. của chị ấy, ..</td> </tr> </tbody> </table>	A	M	B	1. mother	1 ...	a. chị gái	2. his	2 ...	b. bố	3. her	3 ...	c. mẹ	4. father	4 ...	d. của anh ấy, ..	5. sister	5 ...	e. của chị ấy, ..
A	M	B																		
1. mother	1 ...	a. chị gái																		
2. his	2 ...	b. bố																		
3. her	3 ...	c. mẹ																		
4. father	4 ...	d. của anh ấy, ..																		
5. sister	5 ...	e. của chị ấy, ..																		
<p>3.1. Activity 1 T: Says Ss' task and time to finish. Ss: Listen. T: Asks Ss to read the sentences. Ss: Read individually. T: Asks Ss to read the sentences again and match them with the pictures. Ss: Work individual. T: Asks Ss to say the result.</p>	<p>6'</p>	<p>4. Read and match.</p>																		

<p>Ss: Say the result - the others remark. T: Feedbacks and gives keys. Ss: Read the sentences in chorus. 3.2. Activity 2 T: Asks Ss to say the task. T: Guides Ss to review the structure by giving some questions. Ss: Answer the questions. T: Asks Ss to write about their family members. Ss: Write. T: Calls some Ss to read their result, others remark. T: Corrects Ss' mistakes.</p>	<p>*Keys: 1.b 2.a</p> <p>8' 5. Let's write</p> <p>+ Who's that? + What's his/her name?</p> <p>Ex: This is my father. His name is Long. That is my mother. Her name is Nga. That is my brother. His name is Nam.</p>								
<p>3.3. Activity 3 T: Introduces Ss to play: Crossword Puzzle Ss: Work in individual. T: Asks Ss to say the result. Ss: Say the result - the others remark. T: Feedbacks and gives keys. 3.4. Activity 4 T: Asks Ss to read the sentences in the table and retell the function of each sentence. Ss: Read and retell. T: Feedbacks. Ss: Read in chorus.</p>	<p>5' 6. Let's play</p> <p>1. MOTHER 3. FATHER 2. SISTER 4. BROTHER</p> <p>5' 7. Summary</p> <table border="1" style="width: 100%; border-collapse: collapse; text-align: center;"> <thead> <tr> <th style="padding: 5px;">WE ASK</th> <th style="padding: 5px;">WE ANSWER</th> </tr> </thead> <tbody> <tr> <td style="padding: 5px;">Who's that?</td> <td style="padding: 5px;">That's my brother.</td> </tr> <tr> <td style="padding: 5px;">What's his name?</td> <td style="padding: 5px;">His name's Nam.</td> </tr> <tr> <td style="padding: 5px;">What's her name?</td> <td style="padding: 5px;">Her name's Mai.</td> </tr> </tbody> </table>	WE ASK	WE ANSWER	Who's that?	That's my brother.	What's his name?	His name's Nam.	What's her name?	Her name's Mai.
WE ASK	WE ANSWER								
Who's that?	That's my brother.								
What's his name?	His name's Nam.								
What's her name?	Her name's Mai.								

- 4. Consolidation: (3')**
T: Retells the content of the lesson.
Ss: Listen and remember.
- 5. Home work: (1')**
 - Practice structures again.
 - Prepare for new lesson.

Teaching date:
 3C, 3D: 28/01/20..
 3A, 3B: 29/01/20..

Period 40
UNIT 8: AGES
A 1, 2, 3

I. Objectives By the end of the lesson, Ss will be able to:

1. **Knowledge:** Ask for and tell the age of family members and count 1 - 10.
2. **Skill:** Listening and speaking.
3. **Attitude:** Like English.

II. Preparation

- **Teacher's:** Text book, pictures.
- **Students':** Text books.

III. Procedures

1. Organization: (1')

Class	Total	Out	Class	Total	Out
3A	3C
3B	3D

2. Check up: (3')

T: Asks Ss to answer the questions(Using the photographs of their family)

- + Who's that?
- + What's his/her name?

Keys: That's my ...

His/Her name is ...

T: Remarks and gives mark.

3. New lesson

Teacher's and Students' activities	T	Content
<p>3.1. Activity 1 T: Asks Ss to look at the picture and remark. Ss: Look and remark. T: Introduces the picture. Ss: Look and listen. T: Reads the dialogue first and gives new words. T: Guides Ss read the new words. Ss: Read in chorus and individual. T: Corrects Ss' mistakes. T: Guides Ss to read the dialogue. Ss: Listen and repeat twice. T: Asks Ss to practise reading in front of the class. Ss: Practice reading in group of three. T: Corrects Ss' mistakes. T: Introduces the model sentences and explains.</p>	<p>7'</p>	<p>1. Look, listen and repeat</p> <p><i>*New words:</i> - age: tuổi - old: già, cũ - year: năm - eight: số tám</p> <p><i>*Model sentences:</i> A: How old are you? B: I'm <u>eight</u>.</p>
<p>3.2. Activity 2</p>	<p>12'</p>	<p>2. Look and say</p>

T: Asks Ss to look at the picture and remark.
 Ss: Look and remark.
 T: Introduces new words.
 T: Guides Ss to read the new words.
 Ss: Listen and repeat.
 T: Asks Ss to practice reading in front of the class.
 Ss: Practice reading.
 T: Corrects Ss' mistake.
3.3. Activity 3
 T: Asks Ss to say the task.
 Ss: Ask and answer about ages.
 T: Gives examples to explain the exercise.
 Ss: Practice in pairs.
 T: Calls some pairs to practice in front of the class. Corrects Ss' mistakes.

***New words:**

- one: số một
- two: số hai
- three: số ba
- four: số bốn
- five: số năm
- six: số sáu
- seven: số bảy
- nine: số chín
- ten: số mười

8' 3. Let's talk

Ex:

A: How old are you?

B: I'm nine.

4. Consolidation: (3')

T: Retells the new words and model sentences.

Ss: Listen and remember.

5. Home work: (1')

- Learn the new words and structures by heart.
- Prepare section A 4, 5, 6, 7.

Teaching date:

Period 41

3C, 3D: 30/01/20..

UNIT 8: AGES

3A, 3B: 31/01/20..

A 4, 5, 6, 7

I. Objectives By the end of the lesson, Ss will be able to:

- 1. Knowledge:** Listening comprehension words of cardinal numbers, pronunciation of words and complete the sentences.
- 2. Skill:** Listening, reading and writing.
- 3. Attitude:** Like English.

II. Preparation

- **Teacher's:** Text book, pictures at book.
- **Students':** Text book.

III. Procedures

1. Organization: (1')

Class	Total	Out	Class	Total	Out
3A	3C
3B	3D

2. Check up: (3')

T: Asks Ss to answer the question: + How old are you?

Ss: Answer.

*Keys: I'm eight.

T: Remarks and gives mark.

3. New lesson:

Teacher's and Students' activities	T	Content
<p>3.1. Activity 1 T: Asks Ss to say the task. Ss: Listening comprehension words of cardinal numbers and tick suitable pictures. T: Asks Ss to look the pictures at book and remark. Ss: Look and remark. T: Reads the listening 3 times. Ss: Listen and tick. T: Asks Ss to say the result. Ss: Say the result- the others remark. T: Feedbacks, remarks. T: Asks Ss to listen again and gives keys.</p>	7'	<p>4. Listen and check</p> <p>* <u>Listening</u>:</p> <p>1. eight 2. nine</p> <p>*<u>Keys</u> :</p> <p style="padding-left: 100px;">1.b 2.a</p>
<p>3.2. Activity 2 T: Gives the words. T: Asks Ss to look and comment on the bold letters.</p>	6'	<p>5. Say it right</p> <p style="padding-left: 40px;">down brother down how mother about</p>
<p>Ss: Look and comment. T: Reads first and guides Ss reading. Ss: Listen, repeat it right. Ss: Read in chorus and individual T: Corrects Ss' mistakes.</p> <p>3.3. Activity 3 T: Says the requirement of exercise. Ss: Work in pairs: Discuss and write the missing words in the blanks. T: Asks Ss to complete the sentences. Ss: Complete the sentences. T: Asks 2 Ss to write the result on the board, some Ss read - others remark. T: Feedbacks, corrects, gives mark</p>	9'	<p>6. Let's write</p> <p><u>Ex</u>:</p> <p>1. My name is <u>Linh</u>. 2. I am <u>eight</u>.</p>
<p>3.4. Activity 4</p>	5'	<p>7. Read aloud</p>

<p>T: Asks Ss to read the passage and find new structure.</p> <p>T: Explains the meaning.</p> <p>T: Reads the passage first.</p> <p>Ss: Listen.</p> <p>T: Guides Ss to read.</p> <p>Ss: Listen and repeat.</p> <p style="padding-left: 20px;">Read in chorus and individual</p> <p>T: Corrects Ss' mistakes.</p>	<p>*Structures:</p> <ul style="list-style-type: none"> - Once I caught a fish alive. - Then I let it go again.
---	---

4. Consolidation: (3')

T: Retells the main content.

Ss: Listen and remember.

5. Homework: (1')

- Learn the lesson.
- Prepare section B 1, 2, 3.

Teaching date:

3C, 3D: 04/02/20..

3A, 3B: 05/02/20..

Period 42

UNIT 8: AGES

B 1, 2, 3

I. Objectives By the end of the lesson, Ss will be able to:

- 1. Knowledge:** Ask for and tell the age of others.
- 2. Skill:** Listening and speaking.
- 3. Attitude:** Like English.

II. Preparation

- **Teacher's:** Text book, pictures.
- **Students':** Text book, photos of family.

III. Procedures

1. Organization: (1')

Class	Total	Out	Class	Total	Out
3A	3C
3B	3D

2. Check up: (3')

T: Asks Ss introduce themselves (name, age)

Ss: My name's ...

I am ...

T: Remarks and gives mark.

3. New lesson

Teacher's and Students' activities	T	Content
---	----------	----------------

<p>3.1. Warm up Ss: Sing a song.</p> <p>3.2. Activity 1 T: Asks Ss to look at the picture and remark. Ss: Look and remark. T: Introduces the picture. T: Reads the dialogue. Ss: Listen and repeat twice. T: Calls some Ss to practice reading in front of the class. Ss: Practice reading in pairs. T: Corrects Ss' mistakes. T: Introduces the model sentences and explains.</p> <p>3.3. Activity 2 T: Asks Ss to look the picture at book and remark. Ss: Look and remark. T: Gives examples to explain the exercises. Ss: Listen and repeat. T: Asks Ss to practice speaking in pairs. Ss: Work in pairs. T: Calls some Ss to practice in front of the class and corrects Ss' mistakes.</p> <p>3.4. Activity 3 T: Asks Ss to look at the pictures and remark. Ss: Look and remark. T: Reads the listening 3 times.</p>	<p>2'</p> <p>8'</p> <p>10'</p> <p>7'</p>	<p>1. Listen and repeat</p> <p>*Model sentences: A: How old is he/she? B: He/She is ten.</p> <p>2. Let's talk</p> <p><u>Ex:</u> A: How old is <u>he</u>? B: <u>He</u> is <u>eight</u>.</p> <p>3. Listen and number</p> <p>* Listening:</p>
<p>Ss: Listen and number.</p> <p>T: Asks Ss to say the result. Ss: Say the result - the others remark.</p>		<p>1. A: How old are you, Peter? B: I'm ten. And how old are you, Linda? A: I'm ten.</p> <p>2. A: How old is LiLi? B: She's nine. A: How old is Alan? B: He's ten.</p> <p>3. This is Nam. He is ten. This is</p>

<p>T: Feedbacks.</p> <p>T: Asks Ss to listen again and gives keys.</p>	<p>Mai. She is nine.</p> <p>* <u>Answer keys:</u> 1. b 2. c 3. a</p>
--	--

4. Consolidation: (3')

T: Retells the main content of the lesson.

Ss: Listen and remember.

5. Home work: (1')

- Practice structures again.
- Prepare section B 4, 5, 6, 7.

Teaching date:

3C, 3D: 18/02/20..

3A, 3B: 19/02/20..

Period 43
UNIT 8: AGES
B 4, 5, 6, 7

I. Objectives By the end of the lesson, Ss will be able to:

1. Knowledge: Read the sentences and match them with suitable pictures, write about their friend(his/her name, age) and complete Crossword Puzzle.

2. Skill: Reading and writing.

3. Attitude: Like English.

II. Preparation

- **Teacher's:** Text book, subboard.
- **Students':** Text book.

III. Procedures

1. Organization: (1')

Class	Total	Out	Class	Total	Out
3A	3C
3B	3D

2. Check up: (3')

T: Asks Ss to answer the questions: + How old is Alan?
+ How old is Linda?

Ss: Answer: He's ...
She's ...

T: Remarks and gives mark.

3. New lesson.

Teacher's and Students' activities	T	Content			
3.1. Warm up *Matching	3'	Matching <table border="1" style="margin: auto; border-collapse: collapse;"> <tr> <td style="padding: 5px;">A</td> <td style="padding: 5px;">M</td> <td style="padding: 5px;">B</td> </tr> </table>	A	M	B
A	M	B			

<p>T: Guides Ss how to play the game. Ss: Play the game in two groups. T: Feedbacks.</p> <p>3.2. Activity 1 T: Says Ss' task and time to finish. Ss: Listen. T: Asks Ss to read the sentences. Ss: Read individually. T: Asks Ss to read the sentences again and match them with the pictures. Ss: Work individual. T: Asks Ss to say the result. Ss: Say the result - the others remark. T: Feedbacks and gives keys. Ss: Read the sentences in chorus.</p> <p>3.3. Activity 2 T: Asks Ss to say the task. Ss: Write about your friend(his/her name, age) Ss: Discuss to find words and phrases to write. T: Asks Ss to write. Ss: Work in individual. T: Calls 2Ss to write on the board, some Ss read, others remark. T: Corrects Ss' mistakes.</p> <p>3.4. Activity 3 T: Introduces Ss to play: Crossword Puzzle Ss: Work in individual. T: Asks Ss to say the result. Ss: Say the result - the others remark. T: Feedbacks and gives keys.</p> <p>3.5. Activity 4 T: Asks Ss to read the sentences in the table and retell the function of each sentence. Ss: Read and retell. T: Feedbacks. Ss: Read in chorus.</p>	6'	<table border="1" style="width: 100%; border-collapse: collapse; margin-bottom: 10px;"> <tr><td style="padding: 2px;">1. two</td><td style="padding: 2px;">1 ...</td><td style="padding: 2px;">a. số tám</td></tr> <tr><td style="padding: 2px;">2. three</td><td style="padding: 2px;">2 ...</td><td style="padding: 2px;">b. số chín</td></tr> <tr><td style="padding: 2px;">3. seven</td><td style="padding: 2px;">3 ...</td><td style="padding: 2px;">c. số ba</td></tr> <tr><td style="padding: 2px;">4. eight</td><td style="padding: 2px;">4 ...</td><td style="padding: 2px;">d. số hai</td></tr> <tr><td style="padding: 2px;">5. nine</td><td style="padding: 2px;">5 ...</td><td style="padding: 2px;">e. số bảy</td></tr> </table> <p>4. Read and match.</p> <p>* <u>Keys:</u> 1.b 2.a</p>	1. two	1 ...	a. số tám	2. three	2 ...	b. số chín	3. seven	3 ...	c. số ba	4. eight	4 ...	d. số hai	5. nine	5 ...	e. số bảy
1. two	1 ...	a. số tám															
2. three	2 ...	b. số chín															
3. seven	3 ...	c. số ba															
4. eight	4 ...	d. số hai															
5. nine	5 ...	e. số bảy															
<p>3.3. Activity 2 T: Asks Ss to say the task. Ss: Write about your friend(his/her name, age) Ss: Discuss to find words and phrases to write. T: Asks Ss to write. Ss: Work in individual. T: Calls 2Ss to write on the board, some Ss read, others remark. T: Corrects Ss' mistakes.</p> <p>3.4. Activity 3 T: Introduces Ss to play: Crossword Puzzle Ss: Work in individual. T: Asks Ss to say the result. Ss: Say the result - the others remark. T: Feedbacks and gives keys.</p> <p>3.5. Activity 4 T: Asks Ss to read the sentences in the table and retell the function of each sentence. Ss: Read and retell. T: Feedbacks. Ss: Read in chorus.</p>	8'	<p>5. Let's write</p> <p><u>Ex:</u> This is my friend. Her name is Linh. She is eight years old.</p>															
<p>3.4. Activity 3 T: Introduces Ss to play: Crossword Puzzle Ss: Work in individual. T: Asks Ss to say the result. Ss: Say the result - the others remark. T: Feedbacks and gives keys.</p> <p>3.5. Activity 4 T: Asks Ss to read the sentences in the table and retell the function of each sentence. Ss: Read and retell. T: Feedbacks. Ss: Read in chorus.</p>	5'	<p>6. Let's play</p> <p>1. ONE 6. SIX 2. TWO 7. SEVEN 3. THREE 8. EIGHT 4. FOUR 9. NINE 5. FIVE 10. TEN</p> <p>7. Summary</p> <table border="1" style="width: 100%; border-collapse: collapse; margin-top: 10px;"> <thead> <tr> <th style="padding: 5px;">WE ASK</th> <th style="padding: 5px;">WE ANSWER</th> </tr> </thead> <tbody> <tr> <td style="padding: 5px;">How old are you?</td> <td style="padding: 5px;">I'm five.</td> </tr> <tr> <td style="padding: 5px;">How old is he?</td> <td style="padding: 5px;">He's ten.</td> </tr> <tr> <td style="padding: 5px;">How old is she?</td> <td style="padding: 5px;">She's nine.</td> </tr> </tbody> </table>	WE ASK	WE ANSWER	How old are you?	I'm five.	How old is he?	He's ten.	How old is she?	She's nine.							
WE ASK	WE ANSWER																
How old are you?	I'm five.																
How old is he?	He's ten.																
How old is she?	She's nine.																

4. Consolidation: (3')

T: Retells the content of the lesson.

Ss: Listen and remember.

5. Home work: (1')

- Practice structures again.
- Prepare for new lesson.

Teaching date:

Period 44

3C, 3D: 20/02/20..

UNIT 9: MY HOUSE

3A, 3B: 21/02/20..

A 1, 2, 3

I. Objectives By the end of the lesson, Ss will be able to:

1. Knowledge: Name and describe rooms and objects in the house. Practice with This is .../ That is ...

2. Skill: Listening and speaking.

3. Attitude: Like English.

II. Preparation

- **Teacher's:** Text book, pictures.
- **Students':** Text books.

III. Procedures

1. Orgnization: (1')

Class	Total	Out	Class	Total	Out
3A	3C
3B	3D

2. Check up: (3')

T: Asks Ss to answer the question: + How old are you?

Keys: I'm eight years old.

T: Remarks and gives mark.

3. New lesson.

Teacher's and Students' activities	T	Content
3.1. Warm up Ss: Sing a song.	2'	
3.2. Activity 1 T: Asks Ss to look at the picture and answer the questions. Ss: Look and answer the questions. T: Shows the picture and reads the sentences. Ss: Listen and repeat twice. T: Introduces new words. Ss: Listen.	7'	<p>1. Look, listen and repeat</p> <p>+ Who is he? + What is he doing?</p> <p><i>*New words:</i> - house: ngôi nhà</p>

<p>T: Guides Ss read the new words. Ss: Read in chorus and individual. T: Corrects Ss' mistakes.</p>		<p>- <i>living room: phòng khách</i> - <i>bed room: phòng ngủ</i></p>
<p>T: Calls some Ss to practise in front of the class. Ss: Practice reading. T: Corrects Ss' mistakes. 3.3. Activity 2 T: Asks Ss to look at the pictures and say the names of the rooms. Ss: Look and say. T: Reads the words below the pictures. Ss: Listen and repeat. Ss: Read in chorus and individual. T: Corrects Ss' mistakes. T: Gives examples to explain the exercise. Ss: Listen and repeat. T: Asks Ss to practice (using pictures on page 83) Ss: Practice speaking. T: Calls some Ss to practice reading in front of the class. Corrects Ss' mistake. 3.4. Activity 3 T: Asks Ss to practice introducing names of the rooms (using the pictures on page 83) Ss: Practice speaking. T: Calls some Ss to practice in front of the class. Corrects Ss' mistakes.</p>	<p>10'</p>	<p>2. Look and say</p> <p>*New words: - <i>kitchen: bếp</i> - <i>bathroom: buồng tắm</i></p> <p><u>Ex:</u> This is <u>the living room</u>.</p>
<p>4. Consolidation: (3') T: Consolidates the content of the lesson. Ss: Listen and remember. 5. Home work: (1') - Learn the new words and structures by heart. - Prepare section A 4, 5, 6, 7.</p>	<p>8'</p>	<p>3. Let's talk</p> <p>- This is ...</p>

- 4. Consolidation: (3')**
T: Consolidates the content of the lesson.
Ss: Listen and remember.
5. Home work: (1')
- Learn the new words and structures by heart.
- Prepare section A 4, 5, 6, 7.

Teaching date:
3C, 3D: 25/02/20..
3A, 3B: 26/02/20..

Period 45
UNIT 9: MY HOUSE
A 4, 5, 6, 7

I. Objectives By the end of the lesson, Ss will be able to:

1. Knowledge: Listening comprehension names of rooms, pronunciation of words and complete the sentences.

2. Skill: Listening, reading and writing.

3. Attitude: Like English.

II. Preparation

- **Teacher's:** Text book, pictures at book.

- **Students':** Text book.

III. Procedures

1. Orgnization: (1')

Class	Total	Out	Class	Total	Out
3A	3C
3B	3D

2. Check up: (3')

T: Asks Ss to introduce names of rooms(using the picture)

*Keys: This is .../That is ... (the living room/bedroom/bathroom/kitchen)

T: Remarks and gives mark.

3. New lesson

Teacher's and Students' activities	T	Content
<p>3.1. Activity 1 T: Asks Ss to say the task. Ss: Listening comprehension names of rooms and number. T: Asks Ss to look the pictures at book and remark. Ss: Look and remark. T: Reads the listening 3 times. Ss: Listen and tick. T: Asks Ss to say the result. Ss: Say the result- the others remark. T: Feedbacks, remarks. T: Asks Ss to listen again and gives keys.</p>	7'	<p>4. Listen and check</p> <p>*Listening: 1. This is my house. There's a bedroom. It's small. 2. This is the kitchen. It's big.</p> <p>*Keys : 1.b 2.a</p>
<p>3.2. Activity 2 T: Gives the words. T: Asks Ss to look and comment on the bold letters. Ss: Look and comment. T: Reads first and guides Ss reading. Ss: Listen, repeat it right. Ss: Read in chorus and individual</p>	6'	

<p>T: Corrects Ss' mistakes.</p> <p>3.3. Activity 3</p> <p>T: Says the requirement of exercise.</p> <p>Ss: Work in pairs: Discuss and write the missing words in the blanks.</p> <p>T: Asks Ss to complete the sentences.</p> <p>Ss: Complete the sentences.</p> <p>T: Asks 2 Ss to write the result on the board, some Ss read - others remark.</p>	<p>9'</p>	<p>6. Let's write</p> <p><u>Ex:</u></p> <p>1. This is my <u>bedroom</u>. It is</p>
<p>T: Feedbacks, corrects, gives mark</p> <p>3.4. Activity 4</p> <p>T: Introduces how to play: Bingo</p> <p>Ss: Listen.</p> <p>T: Writes 15 words on the board (Ss draw nine squares and choose nine given words to fill)</p> <p>Ss: Read in chorus.</p> <p>T: Reads nine words.</p> <p>Ss: Listen and mark (×).</p> <p>T: Remarks and praises.</p>	<p>5'</p>	<p><u>small</u>.</p> <p>2. That is <u>the living room</u>. It is <u>large</u>.</p> <p>7. Let's play</p> <p>house, room, kitchen, father, mother, brother, living room, bedroom, sister, bathroom, bed, TV, chair, table, book.</p> <p>- TV, chair, table, bed, living room, bathroom, bedroom, kitchen, room.</p>

4. Consolidation: (3')

T: Retells the main content.

Ss: Listen and remember.

5. Homework: (1')

- Learn the lesson.

- Prepare section B 1, 2, 3.

Teaching date:

3C, 3D: 27/3/20..

3A, 3B: 28/3/20..

Period 46

UNIT 9: MY HOUSE

B 1, 2, 3

I. Objectives By the end of the lesson, Ss will be able to:

1. Knowledge: Talk about location of objects in the house, listening comprehension and number.

2. Skill: Listening and speaking.

3. Attitude: Like English.

II. Preparation

- **Teacher's:** Text book, pictures.
- **Students':** Text book, photos of family.

III. Procedures

1. Orgnization: (1')

Class	Total	Out	Class	Total	Out
3A	3C
3B	3D

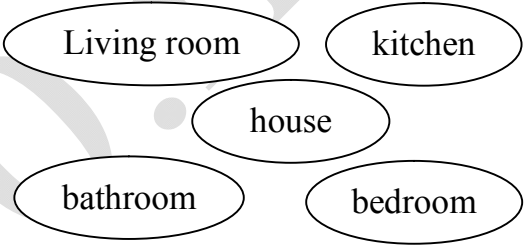
2. Check up: (3')

T: Asks Ss to introduce names of rooms (using the picture)

***Keys:** This is .../That is ... (the living room/bedroom/bathroom/kitchen)

T: Remarks and gives mark.

3. New lesson

Teacher's and Students' activities	T	Content
<p>3.1. Warm up *Slapboard T: Guides Ss how to play the game. Ss: Play the game in two groups. T: Feedbacks.</p>	3'	
<p>3.2. Activity 1 T: Asks Ss to look at the picture and remark. Ss: Look and remark. T: Feedbacks. T: Reads the sentences first and introduces new words. Ss: Listen. T: Guides Ss to read new words. Ss: Read in chorus and individual. T: Corrects Ss' mistakes. T: Guides Ss to read the sentences. Ss: Listen and repeat twice. T: Calls some Ss to practice reading in front of the class. Ss: Practice reading. T: Corrects Ss' mistakes. T: Introduces the structure and explains.</p>	7'	<p>1. Listen and repeat</p> <p>*New words: - <i>bed:</i> cái giường - <i>chair:</i> ghế tựa - <i>room:</i> phòng - <i>in:</i> ở trong</p> <p>*Structure: There is + singular noun. Ex: There is a bed in the room. There are + plural noun.</p>

<p>3.3. Activity 2 T: Uses the picture to introduce new words . Ss: Listen. T: Gives examples to explain the exercises. Ss: Listen and repeat. T: Asks Ss to practice speaking in pairs. Ss: Work in pairs. T: Calls some Ss to practice in front of the class and corrects Ss' mistakes.</p> <p>3.4. Activity 3</p> <p>T: Asks Ss to look at the pictures and remark. Ss: Look and remark. T: Reads the listening 3 times. Ss: Listen and number. T: Asks Ss to say the result. Ss: Say the result - the others remark. T: Feedbacks. T: Asks Ss to listen again and gives keys.</p>	<p>10'</p> <p>7'</p>	<p>Ex: There are two chairs in the room.</p> <p>2. Let's talk *New words: - <i>table: cái bàn</i> - <i>on: ở trên</i> <u>Ex:</u> There is <u>a pen</u>. There are <u>four chairs</u>.</p> <p>3. Listen and number</p> <p>* Listening: 1. This is my house. It's not large. 2. There is one living room. 3. This is my bedroom. It is large.</p> <p>* Answer keys: 1. b 2. a 3. c</p>
--	------------------------------------	---

4. Consolidation: (3')

T: Retells the main content of the lesson.

Ss: Listen and remember.

5. Home work: (1')

- Practice structures again.

- Prepare section B 4, 5, 6, 7.

Teaching date:

Period 47

3C, 3D: 04/3/20..

UNIT 9: MY HOUSE

3A, 3B: 05/3/20..

B 4, 5, 6, 7

I. Objectives By the end of the lesson, Ss will be able to:

1. Knowledge: Read the sentences and match them with suitable pictures, write about their house and review learnt structures in unit.

2. Skill: Reading and writing.

3. Attitude: Like English.

II. Preparation

- **Teacher's:** Text book, subboard.

- **Students':** Text book.

III. Procedures

1. Orgnization: (1')

Class	Total	Out	Class	Total	Out
3A	3C
3B	3D

2. Check up: (3')

T: Sets some objects on the table and asks Ss to talk about quantity and location of them.

***Keys:** There are two books on the table.

There is a pen on the table.

T: Remarks and gives mark.

3. New lesson

Teacher's and Students' activities	T	Content																		
3.1. Warm up * Matching T: Guides Ss how to play the game. Ss: Play the game in two groups. T: Feedbacks.	3'	Matching <table border="1" style="width: 100%;"> <thead> <tr> <th style="text-align: center;">A</th> <th style="text-align: center;">M</th> <th style="text-align: center;">B</th> </tr> </thead> <tbody> <tr> <td>1. chair</td> <td>1 ...</td> <td>a. cái giường</td> </tr> <tr> <td>2. room</td> <td>2 ...</td> <td>b. rộng, lớn</td> </tr> <tr> <td>3. table</td> <td>3 ...</td> <td>c. phòng</td> </tr> <tr> <td>4. large</td> <td>4 ...</td> <td>d. ghế tựa</td> </tr> <tr> <td>5. bed</td> <td>5 ...</td> <td>e. cái bàn</td> </tr> </tbody> </table>	A	M	B	1. chair	1 ...	a. cái giường	2. room	2 ...	b. rộng, lớn	3. table	3 ...	c. phòng	4. large	4 ...	d. ghế tựa	5. bed	5 ...	e. cái bàn
	A	M	B																	
1. chair	1 ...	a. cái giường																		
2. room	2 ...	b. rộng, lớn																		
3. table	3 ...	c. phòng																		
4. large	4 ...	d. ghế tựa																		
5. bed	5 ...	e. cái bàn																		
3.2. Activity 1 T: Says Ss' task and time to finish. Ss: Listen. T: Asks Ss to read the sentences. Ss: Read individually. T: Asks Ss to read the sentences again and match them with the pictures. Ss: Work individual. T: Asks Ss to say the result. Ss: Say the result - the others remark. T: Feedbacks and gives keys. Ss: Read in chorus.	6'	4. Read and match. * Keys: 1.b 2.a																		
	3.3. Activity 2 T: Asks Ss to say the task. Ss: Write about your house.	8'	5. Let's write																	

<p>T: Guides Ss how to write. Ss: Discuss to find words and phrases to write. T: Asks Ss to write. Ss: Work in individual. T: Calls 2Ss to write on the board, some Ss read, others remark. T: Corrects Ss' mistakes. 3.4. Activity 3 T: Introduces Ss to play: Count the rooms in your house and write the numbers. Ss: Work in individual: Read the table and write quantity of rooms in their house. T: Asks Ss to report quantity of rooms in their house in front of the class. Ss: Say the result - the others remark. T: Feedbacks and gives keys. 3.5. Activity 4</p>	5'	<p>This is my ... There is/are ... It is/They are ... (large/small)</p> <p>6. Let's play</p> <p>There is ... There are ...</p>								
<p>T: Asks Ss to read the sentences in the table and retell the function of each sentence. Ss: Read and retell. T: Feedbacks. Ss: Read in chorus.</p>	5'	<p>7. Summary</p> <table border="1" style="width: 100%; border-collapse: collapse;"> <thead> <tr> <th style="width: 50%; text-align: center;">WE ASK</th> <th style="width: 50%; text-align: center;">WE WRITE</th> </tr> </thead> <tbody> <tr> <td style="padding: 5px;">There's a table in the room.</td> <td style="padding: 5px;">there's = there is</td> </tr> <tr> <td style="padding: 5px;">There're two bedrooms in the house.</td> <td style="padding: 5px;">there're = there are</td> </tr> <tr> <td style="padding: 5px;">They're big</td> <td style="padding: 5px;">they're = they are</td> </tr> </tbody> </table>	WE ASK	WE WRITE	There's a table in the room.	there's = there is	There're two bedrooms in the house.	there're = there are	They're big	they're = they are
WE ASK	WE WRITE									
There's a table in the room.	there's = there is									
There're two bedrooms in the house.	there're = there are									
They're big	they're = they are									

4. Consolidation: (3')

T: Retells the content of the lesson.

Ss: Listen and remember.

5. Home work: (1')

- Practice structures again.

- Prepare for new lesson.

Teaching date:

3C, 3D: 04/3/20..

3A, 3B: 05/3/20..

Period 48

SELF - CHECK THREE

I. Objectives

1. Knowledge: Students do the exercises in self-check 3 to consolidate the knowledge which they have learnt from unit 7 to unit 9.

2. Skill: Listening, reading and writing.

3. Attitude: Do the exercises seriously.

II. Preparation

- **Teacher's:** Text book + Keys

***Keys:**

Exercise 1: (5pts) Each right sentence is 1pt.

1. three	2. how	3. down
4. father	5. mother	

Exercise 2: (5pts) Each right sentence is 1pt.

1. Who's that?
2. How old is he?
3. There's a bedroom.
4. There're two chairs.
5. They're big.

Exercise 3: (5pts) Each right sentence is 1pt.

1. Who's that?
2. This is my family.
3. How old is she?
4. They're in the kitchen.
5. There are two bathrooms in my house.

Exercise 4: (5pts) Each right sentence is 1pt.

1. Huong
2. father
3. Hung
4. mother
5. brother

Exercise 5: (5pts) Each right sentence is 1pt.

1.A	2.C	3.B
4.A	5.B	

Exercise 6: Write the answers.

1. seven
2. one / a
3. one / a
4. three
5. two

- **Students'**: Text book + Pencils.

III. Procedures

1. Orgnization: (1')

Class	Total	Out	Class	Total	Out
3A	3C
3B	3D

2. Check up. No

3. New lesson: (31')

Ss: Do the self – check three in the book.

4. Consolidation: (2')

T: Remarks this period.

5. Home work: (1')

- Write about your house.

Teaching date:

Period 49

3C, 3D: 06/3/20..

CORRECT THE SELF - CHECK THREE

3A, 3B: 07/3/20..

I. Objectives

1. Knowledge: Correct the self-check three on grammar, vocabularies, listening, reading and writing.

2. Skill: Pay attention to listening, reading and writing skills.

3. Attitude: Study seriously and study more harder.

II. Prepareration

- **Teacher's**: Text book + Keys.

- **Students'**: Text book + Pencils.

III. Procedures

1. Orgnization: (1')

Class	Total	Out	Class	Total	Out
3A	3C
3B	3D

2. Check up.(0') (The last period is the self-check)

3. New lesson

Teacher's and Students' activities	T	Content
T: Corrects the exercises. T: Asks Ss to give the aims of exercise 1 Ss: Give the aims of exercise 1. T: Asks Ss to give the answers they did Ss: Give the answers they did. T: Reads the words to check.	31'	Exercise 1: Listen and number. *Keys: 1. three 2. how 3. down

<p>Ss: Listen to the teacher to compare. T: Gives feedback. T: Asks Ss to give the aims of exercise 2 Ss: Give the aims of exercise 2. T: Asks Ss to give the answers they did Ss: Give the answers they did. T: Reads the sentences to check. Ss: Listen to the teacher to compare. T: Gives feedback.</p> <p>T: Asks Ss to give the aims of the Ex 3. Ss: Give the aims of the exercise. T: Asks Ss to gives the answers they did Ss: Give the answers they did. T: Takes some notes on the board then Gives the correct answers to check. Ss: Listen to the teacher to compare. T: Gives feedback. T: Asks Ss to give the aims of the ex 4. Ss: Give the aims of the exercise. T: Asks Ss to give the answers they did. Ss: Give the answers they did. T: Takes some notes on the board then Gives the correct answers to check. Ss: Listen to the teacher to compare. T: Gives feedback. T: Asks Ss to give the aims of the exercise 5. Ss: Give the aims of the exercise. T: Asks Ss to give the answers they did.</p>		<table border="1" style="width: 100%; border-collapse: collapse;"> <tr> <td style="width: 50%;">4. father</td> <td style="width: 50%;">5. mother</td> </tr> </table> <p>Exercise 2: Listen and check *Keys:</p> <ol style="list-style-type: none"> 1. Who's that? 2. How old is he? 3. There's a bedroom. 4. There're two chairs. 5. They're big. <p>Exercise 3: Complete the sentences *Keys:</p> <ol style="list-style-type: none"> 1. Who's that? 2. This is my family. 3. How old is she? 4. They're in the kitchen. 5. There are two bathrooms in my house. <p>Exercise 4: Write the words in the blanks. *Keys:</p> <ol style="list-style-type: none"> 1. Huong 2. father 3. Hung 4. mother 5. brother <p>Exercise 5: Select and tick the letter A, B or C.</p>	4. father	5. mother				
4. father	5. mother							
<p>Ss: Give the answers they did. T: Takes some notes on the board then Gives the correct answers to check. Ss: Listen to the teacher to compare. T: Gives feedback. T: Asks Ss to give the aims of the exercise 6. Ss: Give the aims of the exercise. T: Asks Ss to give the answers they did. Ss: Give the answers they did. T: Takes some notes on the board then</p>	7'	<p>*Keys:</p> <table border="1" style="width: 100%; border-collapse: collapse;"> <tr> <td style="width: 33%;">1.A</td> <td style="width: 33%;">2.C</td> <td style="width: 33%;">3.B</td> </tr> <tr> <td>4.A</td> <td>5.B</td> <td></td> </tr> </table> <p>Exercise 6: Complete the sentences. *Keys:</p> <ol style="list-style-type: none"> 1. seven 2. one / a 	1.A	2.C	3.B	4.A	5.B	
1.A	2.C	3.B						
4.A	5.B							

Gives the correct answers to check. Ss: Listen to the teacher to compare. T: Gives feedback.	3. one / a 4. three 5. two
--	----------------------------------

4. Consolidation: (2')

T: Remarks the grammar in the self-check.

Ss: Listen and remember.

5. Home work: (1')

- Prepare for the test three.

Teaching date:

Period 50

3C, 3D: 11/3/20..

THE TEST THREE

3A, 3B: 12/3/20..

I. Objectives:

1. Knowledge: Check up the knowledge which Ss have learnt from Unit 7 to Unit 9.

- Listening: From unit 7 to unit 9.
- Reading: from unit 7 to unit 9.
- Language focus: from unit 7 to unit 9.
- Writing: from unit 7 to unit 8.

2. Skill: Listening, reading and writing.

3. Attitude: Do the test seriously.

II. Preperation:

- **Teacher's:**

A. Matrix:

Standard Content	Require						Total
	Realize		Graspthoroughly		Apply		
	Ob	Sub	Ob	Sub	Ob	Sub	
Listening	5 2,5						5 2,5
Reading			5 2,5				5 2,5
Writing						2 1	2 1
Language focus			8 4				8 4
Total	5 2,5		13 6,5			2 1	20 10

B. Contents:

I. LISTENING (2,5points)

**Listen and tick the sentence you hear.*

- | | |
|--|--|
| 1. <input type="checkbox"/> Who's that? | <input type="checkbox"/> Who's he? |
| 2. <input type="checkbox"/> That's my father | <input type="checkbox"/> That's my brother |
| 3. <input type="checkbox"/> What's his name? | <input type="checkbox"/> How old is he? |
| 4. <input type="checkbox"/> He's five. | <input type="checkbox"/> He's nine. |
| 5. <input type="checkbox"/> This is my bedroom | <input type="checkbox"/> There is a bed in the room. |

II. READING (2,5 points)

** Complete the dialogue.*

- A: (1) is that?
B: That's my sister.
A: What's her (2)?
B: Her name is Lien.
A: How (3) is she?
B: She is six.
A: And (4) old are you?
B: I am ten (5) old.

III. LANGUAGE FOCUS (4 points)

Task 1. Circle the odd one.

- | | | | |
|-----------|---------|----------|---------|
| 1. father | mother | sister | family |
| 2. house | bedroom | bathroom | kitchen |
| 3. How | who | on | what |

Task 2. Select and tick (✓) the letter A, B, or C

- | | |
|---|---|
| 1. What's his name?
<input type="checkbox"/> A. My name's LiLi.
<input type="checkbox"/> B. Her name's Linda.
<input type="checkbox"/> C. His name's Nam. | 4. How old is Mai?
<input type="checkbox"/> A. I'm eight years old.
<input type="checkbox"/> B. He's eight years old.
<input type="checkbox"/> C. She's eight years old. |
| 2. What is your name?
<input type="checkbox"/> A. My name is Mai.
<input type="checkbox"/> B. Her name's LiLi.
<input type="checkbox"/> C. His name's Peter. | 5. Who's this?
<input type="checkbox"/> A. It's my house.
<input type="checkbox"/> B. This is my father.
<input type="checkbox"/> C. It's my family. |
| 3. How old is Alan?
<input type="checkbox"/> A. He's nine years old.
<input type="checkbox"/> B. She's nine years old.
<input type="checkbox"/> C. I'm nine years old. | |

IV. WRITING (1 point)

**Answer the questions.*

1. What's your name?
2. How old are you?

C. Keys.

I. LISTENING (2,5points): 0,5pt for one right.

1. Who's that?
2. That's my brother.
3. How old is he?
4. He's five.
5. This is my bedroom.

II. READING (2,5 points): 0,5pt for one right.

1. Who
2. name
3. old
4. how
5. years

III. LANGUAGE FOCUS (4 points)

Task 1 (1,5 points): 0,5pt for one right.

1. family
2. house
3. on

Task 2 (2,5 points): 0,5pt for one right.

1. C
2. A
3. A
4. C
5. B

IV. WRITING (1 point)

My name is + student's name.

I'm *nine* (years old)

- Ss': pens + testing papers

III. Procedures

1. Organization (1')

Class	Total	Out	Class	Total	Out
3A	3C
3B	3D

2. Check up. (No)

3. New lesson. (35')

Ss: Do the test.

4. Consolidation. (1')

T: Gets back the test and remarks this period.

5. Homework. (1')

- Review unit 7, 8, 9.

Teaching date:

Period 51

3C, 3D: 13/3/20..

<p>3.3. Language focus T: Asks Ss to give the aims of the task 1 and task 2 from the test.</p>	<p>8'</p>	<p>III. Language focus (4 points) Task 1. <i>Circle the odd one.</i> <u>Key:</u> 1. family 2. house 3. on</p>
<p>Ss: Give the aims of the task 1 and task 2 T: Asks Ss to give the answers they did. Ss: Give the answers they did. T: Takes some notes on the board then Gives the correct answers to check. Ss: Listen to the teacher to compare. T: Gives feedback.</p> <p>3.4. Writing T: Asks Ss to give the aims of the writing. Ss: Give the aims of the writing. T: Asks Ss to give the answers they did. Ss: Give the answers they did. T: Takes some notes on the board then Gives the correct answers to check. Ss: Listen to the teacher to compare. T: Gives feedback.</p>	<p>8'</p>	<p>Task 2. <i>Select and tick (✓) the letter A, B, or C</i> *Key: 1. C 2. A 3. A 4. C 5. A</p> <p>IV. Writing (1 point) * <i>Answer the questions.</i> <u>Key:</u> My name is <u>Linh</u> I'm <u>nine years old.</u></p>

4. Consolidation (4')

T: Remarks the grammar in the test.
Ss: Listen and remember.

5. Home work (1')

- Prepare for the new lesson.

Teaching date:

3C, 3D: 18/3/20..

3A, 3B: 19/3/20..

Period 52

UNIT 10: THE WEATHER

A 1, 2, 3

I. Objectives By the end of the lesson, Ss will be able to:

1. Knowledge: Talk about the weather.

Structure: How's the weather today?

It's rainy.

2. Skill: Listening and speaking.

3. Attitude: Like English.

II. Prepareration

- **Teacher's:** Text book, pictures.

- **Students':** Text books.

III. Procedures

1. Orgnization: (1')

Class	Total	Out	Class	Total	Out
3A	3C
3B	3D

2. Check up: (0') No (Previous lesson Ss do the test)

3. New lesson

Teacher's and Students' activities	T	Content
<p>3.1. Warm up Ss: Sing a song.</p>	2'	
<p>3.2. Activity 1 T: Asks Ss to talk about the weather in Tuyen Quang today. Ss: 2 Ss talk about the weather today. T: Uses the picture to introduce new words. T: Guides Ss read the new words. Ss: Read in chorus and individual. T: Corrects Ss' mistakes. T: Shows the picture and reads the sentences. Ss: Listen and repeat twice. T: Calls some Ss to practise in front of the class. Ss: Practice reading. T: Corrects Ss' mistakes.</p>	8'	<p>1. Look, listen and repeat</p> <p>+ Who is he? + What is he doing?</p> <p>*New words: - <i>weather</i>: thời tiết - <i>sunny</i>: có nắng - <i>rainy</i>: có mưa</p>
<p>3.3. Activity 2 T: Suggests Ss to identify weather symbols. T: Asks Ss to work in pairs. Ss: Work in pairs: Read the words below the pictures. T: Gives examples to explain the exercise Ss: Listen and repeat. T: Asks Ss to practice in pairs (using pictures on page 95) Ss: Practice speaking. T: Calls some Ss to practice in front of the class. Corrects Ss' mistake.</p>	12'	<p>2. Look and say</p> <p>*New words: - <i>windy</i>: có gió - <i>cloudy</i>: có mây</p> <p><u>Ex:</u> A: How's the weather today? B: It's <u>cloudy</u>.</p>
<p>3.4. Activity 3 T: Asks Ss to talk about the weather (using the pictures of part 2) Ss: Practice speaking.</p>	8'	<p>3. Let's talk A: How's the weather today? B: It's <u>windy</u>.</p>

<p>T: Calls some Ss to practice in front of the class. Corrects Ss' mistakes.</p> <p>T: Asks Ss to talk about the weather in Tuyen Quang today.</p>	
---	--

4. Consolidation: (3')

T: Consolidates the content of the lesson.

Ss: Listen and remember.

5. Home work: (1')

- Learn the new words and structures by heart.
- Prepare section A 4, 5, 6, 7.

Teaching date:

Period 53

3C, 3D: 20/3/20..

UNIT 10: THE WEATHER

3A, 3B: 21/3/20..

A 4, 5, 6, 7

I. Objectives By the end of the lesson, Ss will be able to:

- 1. Knowledge:** Listening comprehension the weather in cities, pronunciation of words and complete the sentences.
- 2. Skill:** Listening, reading and writing.
- 3. Attitude:** Like English.

II. Preparation

- **Teacher's:** Text book, pictures at book.
- **Students':** Text book.

III. Procedures

1. Organization: (1')

Class	Total	Out	Class	Total	Out
3A	3C
3B	3D

2. Check up: (3')













T: Asks Ss to answer the question: + How's the weather in Hanoi today? (Tuyen Quang)

*Keys: It's cloudy. (sunny/windy/rainy)

T: Remarks and gives mark.

3. New lesson:

Teacher's and Students' activities	T	Content
3.1. Warm up Ss: Sing a song	2'	
3.2. Activity 1	7'	4. Listen and check

<p>T: Suggests Ss to look at the pictures and guess content.</p> <p>T: Reads the listening part twice Ss: Listen and tick. T: Asks Ss to say the result. Ss: Say the result- the others remark. T: Feedbacks, remarks. T: Asks Ss to listen again and gives keys.</p> <p>3.3. Activity 2 T: Gives the words. T: Asks Ss to look and comment on the bold letters. Ss: Look and comment.</p>	<p>1. a. Hanoi (Ho Chu Tich mausoleum) b. Hue (Thien Mu pagoda) 2. a. Da Nang (Hai Van pass) b. Ho Chi Minh City</p> <p>* <u>Listening:</u> 1. Good evening. And this is the weather today. It's sunny in Ha Noi. 2. How's the weather today in HoChi Minh City? It's rainy.</p> <p>*<u>Keys :</u> 1.a 2.b</p> <p>6' 5. Say it right cloudy sunny weather close one friend</p>						
<p>T: Reads first and guides Ss reading. Ss: Listen, repeat it right. Ss: Read in chorus and individual T: Corrects Ss' mistakes.</p> <p>3.4. Activity 3 T: Says the requirement of exercise. Ss: Work in pairs: Discuss and write the missing words in the blanks. T: Asks Ss to complete the sentences. Ss: Complete the sentences. T: Asks 2 Ss to write the result on the board, some Ss read - others remark. T: Feedbacks, corrects, gives mark</p> <p>3.5. Activity 4 T: Introduces how to play: Draw the pictures.(Divides class into 4 groups then draw 4 frames on the board, representative of 4 groups draw lots and draw the weather symbol in the frame) Ss: Work in groups: Draw and introduce</p>	<p>8' 6. Let's write</p> <p><u>Ex:</u> A: Hi, Mai. How's the <u>weather</u> today? B: It's <u>sunny</u>.</p> <p>5' 7. Let's play</p> <table style="width: 100%; text-align: center;"> <tr> <td></td> <td></td> </tr> <tr> <td>Sunny</td> <td>windy</td> </tr> <tr> <td></td> <td></td> </tr> </table>			Sunny	windy		
							
Sunny	windy						
							

(Hello. My name's X. I'm from group 1. Our picture is about the weather. It's <u>sunny</u>) T: Remarks and praises.	rainy	cloudy
--	-------	--------

4. Consolidation: (2')

T: Retells the main content.

Ss: Listen and remember.

5. Homework: (1')

- Learn the lesson.
- Prepare section B 1, 2, 3.

Teaching date:

Period 54

3C, 3D: 25/3/20..

UNIT 10: THE WEATHER

3A, 3B: 28/3/20..

B 1, 2, 3

I. Objectives By the end of the lesson, Ss will be able to:

- 1. Knowledge:** Talk about the weather, ask for and give numbers, listening comprehension and number.
- 2. Skill:** Listening and speaking.
- 3. Attitude:** Like English.

II. Preparation

- **Teacher's:** Text book, pictures.
- **Students':** Text book, photos of family.

III. Procedures

1. Organization: (1')

Class	Total	Out	Class	Total	Out
3A	3C
3B	3D

2. Check up (3')

T: Asks Ss to answer the question: + How's the weather in Tuyen Quang today?

*Keys: It's cloudy/sunny/windy/rainy.

T: Remarks and gives mark.

3. New lesson

Teacher's and Students' activities	T	Content
3.1. Warm up *Slapboard T: Guides Ss how to play the game. Ss: Play the game in two groups. T: Feedbacks.	3'	<div style="display: flex; justify-content: space-around; align-items: center;"> <div style="border: 1px solid black; border-radius: 50%; padding: 10px; margin: 5px;">three</div> <div style="border: 1px solid black; border-radius: 50%; padding: 10px; margin: 5px;">nine</div> <div style="border: 1px solid black; border-radius: 50%; padding: 10px; margin: 5px;">one</div> </div> <div style="display: flex; justify-content: center; align-items: center; margin: 10px 0;"> <div style="border: 1px solid black; border-radius: 50%; padding: 10px; margin: 0 10px;">four</div> </div> <div style="display: flex; justify-content: space-around; align-items: center;"> <div style="border: 1px solid black; border-radius: 50%; padding: 10px; margin: 5px;">seven</div> <div style="border: 1px solid black; border-radius: 50%; padding: 10px; margin: 5px;">six</div> <div style="border: 1px solid black; border-radius: 50%; padding: 10px; margin: 5px;">two</div> </div>